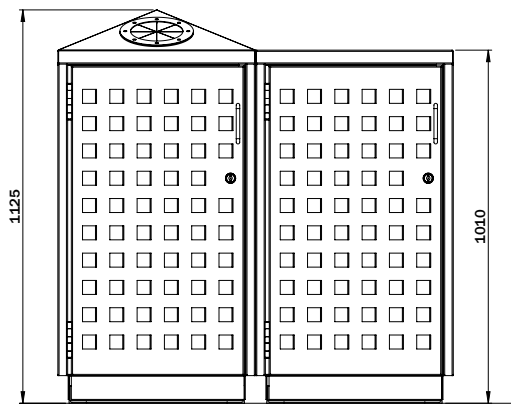
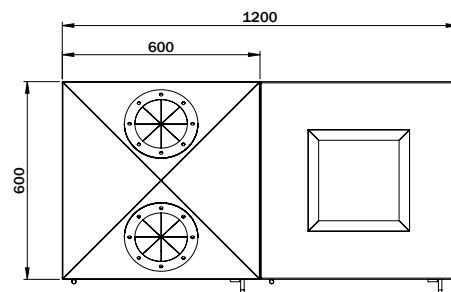


STANDARD PRODUCT STATION BIN



FRONT VIEW



SIDE VIEW

Product Description:

The Station Bins comprise of a pair of stainless steel bin enclosures specifically designed to suit the commercial rail environment. The garbage bin and recycle bin enclosures are built to sit side by side in any urban or park setting. They are fully constructed from stainless steel panels and fixings, and a hinged door access panel. These bin enclosures both have the option to be electro polished.

Options include number of recycle bin apertures, powder coated panels/lids, and panel shape patterns. Should you require special modifications to suit your specifications, please do not hesitate to contact us.

P: 1300 557 654

W: stoddartinfrastucture.com.au

E: info@stoddartinfrastucture.com.au

Copyright Tom Stoddart Pty Ltd. All rights reserved.

Revised 11/01/2019

TOWN & PARK



STODDART[®]

INFRASTRUCTURE

STATION BIN

Models:

Code: SPTP.STB.w.www.yyy.zz

SPTP = Stoddart Products
STS = Station Bin

w S = Stainless Steel
AL = Aluminium
GA = Galvanised Steel

ww GB = Garbage Bin
RB = Recycle Bin

yyy 120 = 120 Litre Bin

zz EP = Electro Polished Stainless Steel
PC = Powder coated

Construction:

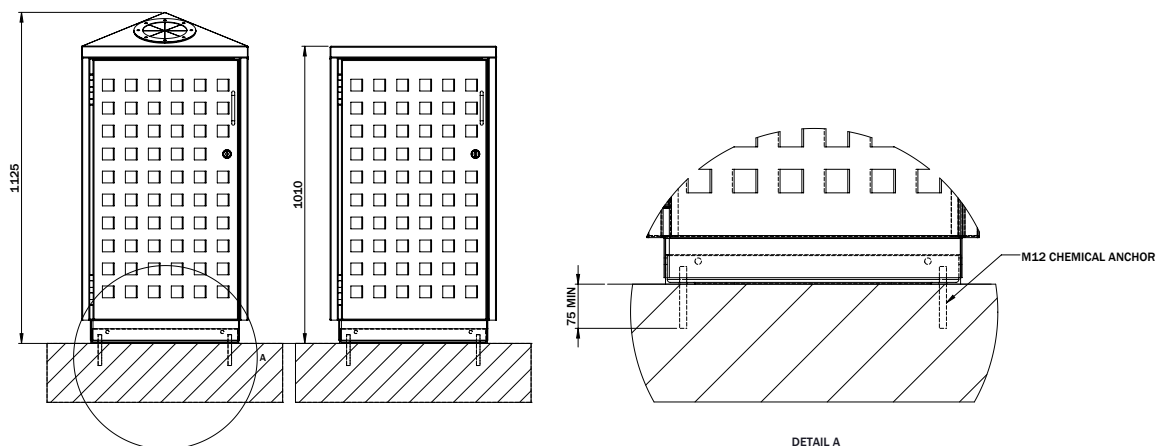
- 304 Stainless steel panels, hinges, and support frame
- Rubberised aperture (on Recycle Bin only)
- 304 Stainless steel fasteners
- Surface mount fixing

Example Specification Text:

Model Code: SPTP.STB.S.GB.120.EP

Town and Park Station Bin with 304 stainless steel panels. Garbage Bin lid with bin enclosure to suit a 120L wheelie bin. The stainless steel metal work is all electro polished.

Install Details:



P: 1300 557 654
W: stoddartinfrastucture.com.au
E: info@stoddartinfrastucture.com.au
Copyright Tom Stoddart Pty Ltd. All rights reserved.