

SRE1410T

Traditional Salamander - Electric, 2/3 GN

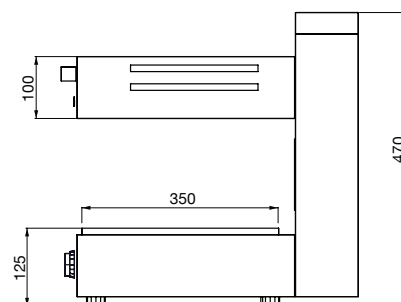


Product Information

- Heavy Duty incoloy element electric salamander
- Heat control with energy regulator
- Robust easy glide fully adjustable top
- Drip pan and cooking grid included
- Stainless Steel wall mount included as standard (adjustable feet supplied in cases where wall mount is not being used)
- 12-month warranty (Terms and conditions apply)



Specifications

Model	SRE1410T
W x D x H (mm)	450 x 475 x 470
Weight	38kg
Capacity	2/3 GN Pans
Cooking Plate Size	450 x 350
Total Connected Load	2.4kW
Electrical Connection	1Ø + N + E 240VAC / 50Hz 10A plug & lead fitted



Legend

A Electrical Connection