

Product Information:

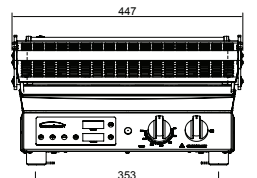
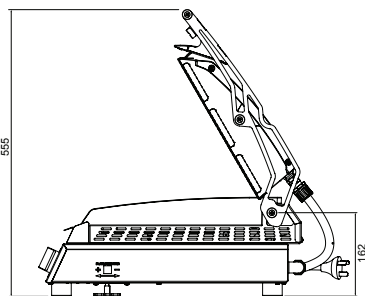
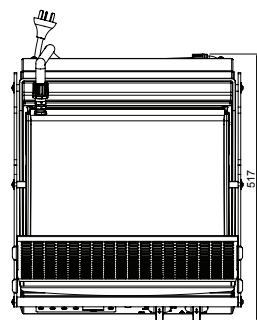
- Full size cast aluminium lower plate with integrated splashback to protect from overflow
- Cast aluminium upper plate with adjustable tensioning for easy operation and controlled weight to product
- Temperature regulation via thermostat (80°C - 290°C)
- LED display with 2 programmable timers
- Protective heat shield for increased operator safety - removable
- Teflon clamping system - removable
- Removable grease tray
- 12-month onsite warranty

Specifications:

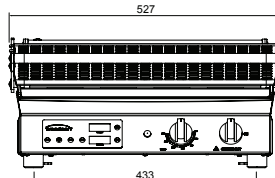
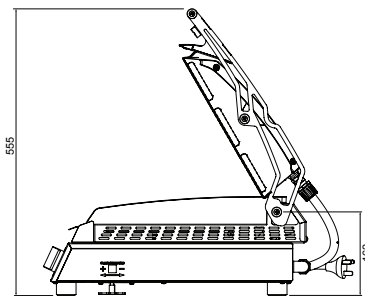
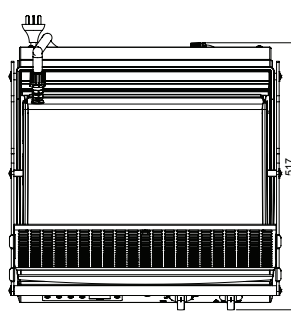
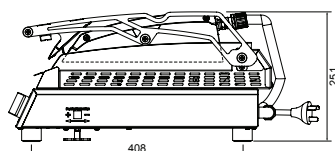
Model	W.CG6	W.CG8
W x D x H (mm)	447 x 517 x 251	527 x 517 x 251
Top Plate (W x D mm)	389 x 312	467 x 312
Bottom Plate (W x D mm)	401 x 324	481 x 324
Weight	23kg	25kg
Packed Dimensions (mm)	635 x 500 x 315	635 x 500 x 315
Packed Weight	26kg	28kg
Total Connected Load	2.37kW	2.37kW
Electrical Connection	230VAC / 50Hz (10A plug & lead fitted)	230VAC / 50Hz (10A plug & lead fitted)
Clearance Required	100mm air gap on all sides	100mm air gap on all sides

Accessoires

W.CG6.PP	Rib Pattern Plate Insert to suite W.CG6 (Requires W.CG6.TCS)
W.CG6.TS.5	Pack of 5 Teflon Sheets to suite W.CG6
W.CG8.PP	Rib Pattern Plate Insert to suite W.CG8 (Requires W.CG8.TCS)
W.CG8.TS.5	Pack of 5 Teflon Sheets to suite W.CG8



W.CG6



W.CG8

