



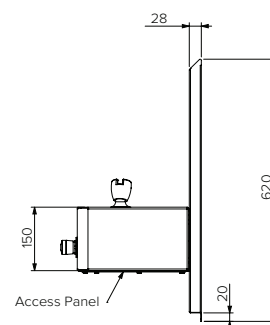
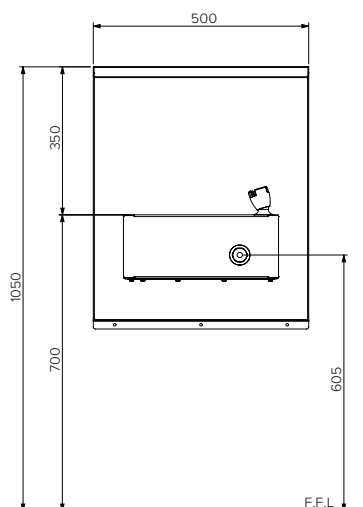
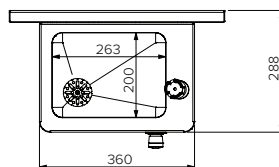
## Metro Compact Wall Mounted Drink Fountain

### Model: SPPL.DF.C.WM

SPPL = Stoddart Plumbing Product  
 DF = Drinking Fountain  
 C = Compact  
 WM = Wall Mounted  
 eg: for specification and ordering quote  
 Code: SPPL.DF.C.WM

### Features and Benefits

- Ideal for schools, shopping malls, hospitals, airports and outdoor areas
- Easy-Push buttons & valves supply a regulated flow of fresh clean drinking water while reducing water waste
- Wall mounted drinking fountain can be easily mounted to most wall surfaces at heights suitable to the application
- A Backflow Prevention Device is connected to the appliance for connecting to mains water supply
- When connecting to a waste, a trap must be supplied by others for connection to the outlet
- Plumbing components used with this product must meet or exceed the performance requirements of WMTS-105



### Specifications:

Construction: 1.5 304 grade stainless steel construction, no.4 satin finish.  
 Water Connection: Single 15mm (1/2" BSP)  
 Waste Connection: 40mm waste connection  
 Unit Fixing: The unit is supplied with a stainless steel wall mounting panel. Access panels provide secured access to plumbing

Model No.	L x D x H (mm)
SPPL.DF.C.WM	500 x 288 x 620



Tapware components supplied for this appliance are Watermarked and WELS rated



Due to continuous product research and development, the information contained herein is subject to change without notice.

Revision: C - 13/02/2025 - 04

[www.stoddart.com.au](http://www.stoddart.com.au)

[www.stoddart.co.nz](http://www.stoddart.co.nz)