

## SRE1410T

Traditional Salamander - Electric, 2/3 GN

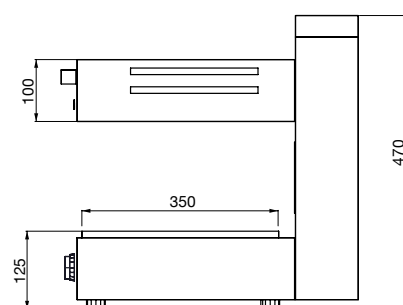


### Product Information

- Heavy Duty incoloy element electric salamander
- Heat control with energy regulator
- Robust easy glide fully adjustable top
- Drip pan and cooking grid included
- Stainless Steel wall mount included as standard (adjustable feet supplied in cases where wall mount is not being used)
- 12-month warranty (Terms and conditions apply)



### Specifications

<b>Model</b>	SRE1410T
<b>W x D x H (mm)</b>	450 x 475 x 470
<b>Weight</b>	38kg
<b>Capacity</b>	2/3 GN Pans
<b>Cooking Plate Size</b>	450 x 350
<b>Total Connected Load</b>	2.4kW
<b>Electrical Connection</b>	1Ø + N + E 240VAC / 50Hz (Lead fitted, on-site connection)



### Legend

A Electrical Connection