



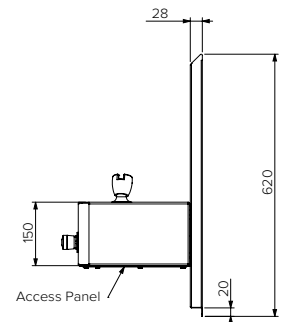
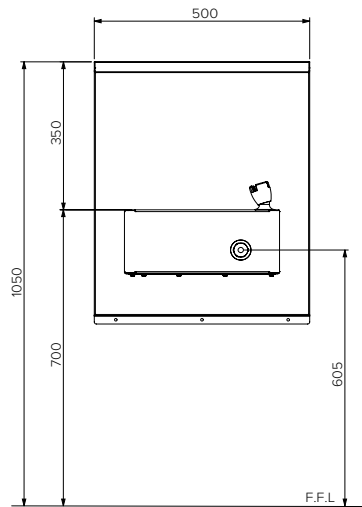
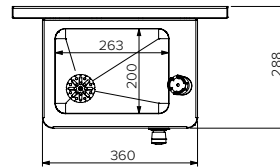
Metro Compact Wall Mounted Drink Fountain

Model: SPPL.DF.C.WM

SPPL = Stoddart Plumbing Product
 DF = Drinking Fountain
 C = Compact
 WM = Wall Mounted
 eg: for specification and ordering quote
 Code: SPPL.DF.C.WM

Features and Benefits

- Ideal for schools, shopping malls, hospitals, airports and outdoor areas
- Easy-Push buttons & valves supply a regulated flow of fresh clean drinking water while reducing water waste
- Wall mounted drinking fountain can be easily mounted to most wall surfaces at heights suitable to the application
- A Backflow Prevention Device is connected to the appliance for connecting to mains water supply
- When connecting to a waste, a trap must be supplied by others for connection to the outlet
- Plumbing components used with this product must meet or exceed the performance requirements of WMTS-105
- Tapware components supplied for this appliance are Watermarked and WELS rated



Specifications:

Construction: 1.5 304 grade stainless steel construction, no.4 satin finish.
 Water Connection: Single 15mm (1/2" BSP)
 Waste Connection: 40mm waste connection
 Unit Fixing: The unit is supplied with a stainless steel wall mounting panel. Access panels provide secured access to plumbing

Model No.	L x D x H (mm)
SPPL.DF.C.WM	500 x 288 x 620



Due to continuous product research and development, the information contained herein is subject to change without notice.

Revision: C - 29/04/2026 - 05

www.stoddart.com.au

www.stoddart.co.nz