

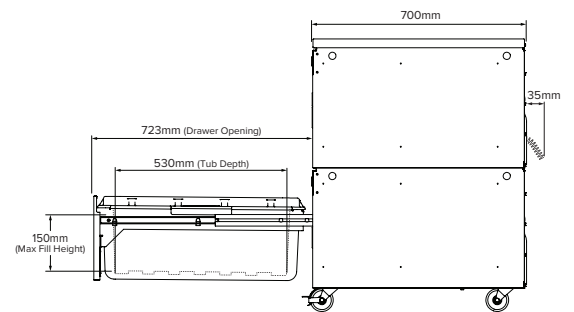
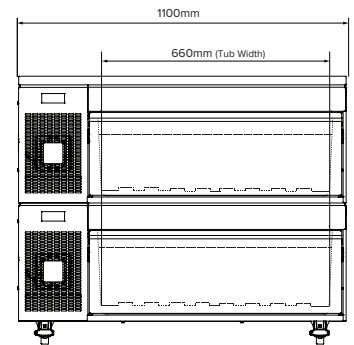
### Product Information

- Modular refrigerated drawer system, providing bulk storage in a range of different configurations for extreme versatility (can be configured as a worktop or undercounter system)
- Energy efficient, insulated containers adopt 'hold the cold' technology when drawer is opened
- Low velocity cooling ensures stable temperatures and exceptional humidity control, prolonging shelf life by preventing food dehydration
- Precise temperature control in 1°C increments with adjustable digital temperature controller (15°C - -22°C)
- Designed to operate in ambient temperatures up to 40°C
- External drawer runners for hygiene and ease of cleaning. Each drawer is supplied with a divider and features keyed alike locks for added security.
- Drawer load capacity maximum 30kg (per drawer)
- Low maintenance internal condenser
- Adjustable levelling castors, rollers and legs to ensure optimal operation. **Must be installed level with a maximum fall of 5mm to the rear**
- **24 month parts and labour warranty**



### General Specifications

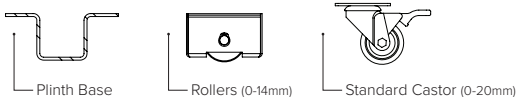
<b>Capacity</b>	130 Litres 4 x 100mm deep 1/1 GN pans or 8 x 65mm deep 1/1 GN pans	
<b>Natural Refrigerant</b>	R600a	
<b>Climate Class</b>	4	
<b>Heat Rejection</b>	1.2 kW	
<b>Db Rating</b>	50.6 - 54.2	
<b>Total Connected Load</b>	0.76kW	
<b>Electrical Connection</b>	1Ø+N+E 230VAC / 50Hz 10A plug & lead	
<b>Energy Usage kW/24hrs</b>	Chiller 1.98 kW	Freezer 4.7 kW
<b>Running Current</b>	2.4A	1.4A



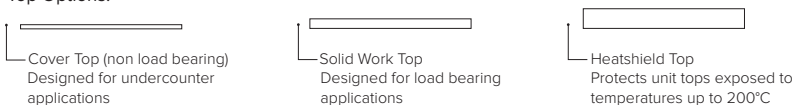
### Configurations

Models	Base Configuration	Top Configuration	W x D x H (mm)	Weight	Max Loading Weight	Packed Dimensions (mm)	Packed Weight
VLS2.PT	Plinth Base	Cover Top	1100 x 700 x 699	142 kg	0 kg	1220 x 770 x 917	179 kg
VLS2.RT	Rollers	Cover Top	1100 x 700 x 726	143 kg	0 kg	1220 x 770 x 944	180 kg
VLS2.RW	Rollers	Solid Work Top	1100 x 700 x 738	151 kg	45 kg	1220 x 770 x 953	188 kg
VLS2.RHS	Rollers	Heatshield Top	1100 x 700 x 779	162 kg	45 kg	1220 x 770 x 994	198 kg
VLS2.CT	Standard Castor	Cover Top	1100 x 700 x 772	144 kg	0 kg	1220 x 770 x 987	180 kg
VLS2.CW	Standard Castor	Solid Work Top	1100 x 700 x 784	152 kg	45 kg	1220 x 770 x 999	188 kg
VLS2.CHS	Standard Castor	Heatshield Top	1100 x 700 x 822	162 kg	45 kg	1220 x 770 x 1037	199 kg

#### Base Options:



#### Top Options:



**NOTE:** Adande units are not designed as a dedicated servery cabinet for delicate products such as Ice-cream/Sorbet/Gelato/frozen Yoghurt and Frozen berries. For optimal energy efficiency and temperature stability the drawers should always be closed firmly and as quickly as possible during use.

**\*INSTALLATION NOTE:** Hard-wired, gas, live fuel and plumbed equipment **cannot** be directly installed onto the Adande unit. This equipment must be installed above the Adande unit using an independent equipment stand. Installation must be non-fixed to allow service access. Adande units when installed adjacent to a gas fired cooking equipment, should follow the clearance guidelines detailed in the equipment installation manual for that particular piece of equipment.