

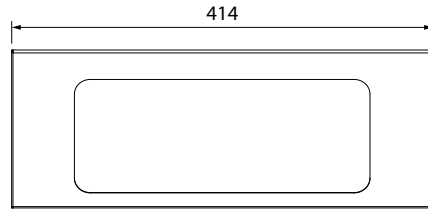
Product Information:

- 1.2mm thick stainless steel construction
- Suits 1/9 GN Pans

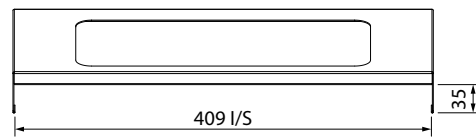


* Pans not included

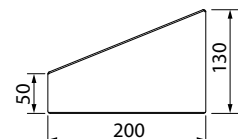
General Drawing:




PLAN



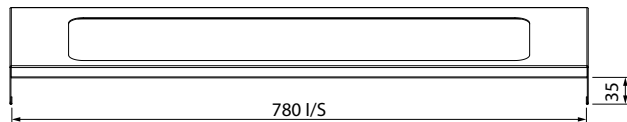
SBM.CH.3 - FRONT ELEVATION



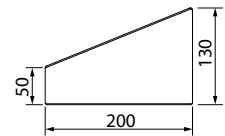
SIDE ELEVATION



PLAN



SBM.CH.6 - FRONT ELEVATION



SIDE ELEVATION

Specifications

Product Code	W x D x H (mm)	Unit Weight (Kg)
SBM.CH.3	414 x 200 x 130	2
SBM.CH.6	785 x 200 x 130	2

Due to continuous product research and development, the information contained herein is subject to change without notice.

Revision: B - 26/06/2026 - 05

www.stoddart.com.au