

Fastest[®]

FasMate Series[™] Quick Connectors

Instant Threaded Connections

Green LED indicates
successful connection




Set screw
locks
handle to
user's spec

Multiple
actuation
options

Split collet design
locks securely

NOW AVAILABLE WITH
Connection Verification[™]

LEAK TIGHT CONNECTIONS



- Verify secure connections for added safety
- Instant connections from vacuum to 5000 psi eliminates tape, sealant and wrenches
- Modular operation methods are interchangeable - Lever, Thumb Valve and Pneumatic
- No damage to threaded parts
- Split collet design locks securely
- Easy to replace main seal
- Prevent wasteful *false failures* & functional test spills

fastestinc.com
Made in the USA



Connection Verification™ enabled tools verify a successful connection has been made!


Green LED indicates successful connection




Connection Verification™ allows users to:

- **Verify connections prior** to starting a leak test
- **Eliminate waste** caused by *false failures*
- **Collect data** to verify operators have made the correct connection
- **Improve reliability and safety** throughout the testing process
- **Prevent dangerous and costly spills** in functional product testing


AT REST



PROPER CONNECTION



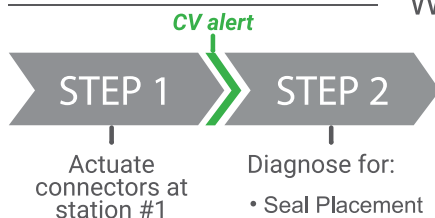
FAILED CONNECTION



Without **Connection Verification™**



With **Connection Verification™**



Connection Verification instantly alerts operators of problematic connections, significantly reducing the diagnostic and troubleshooting time.

SAVE TIME | INCREASE THROUGHPUT



Inconsistent Seal Placement / Incorrect Port Placement

Poor placement and “short-connects” lead to *false failures* and wasteful re-testing of products. The Connection Verification™ LED instantly alerts operators that the seal is placed correctly, leading to consistently accurate test results.

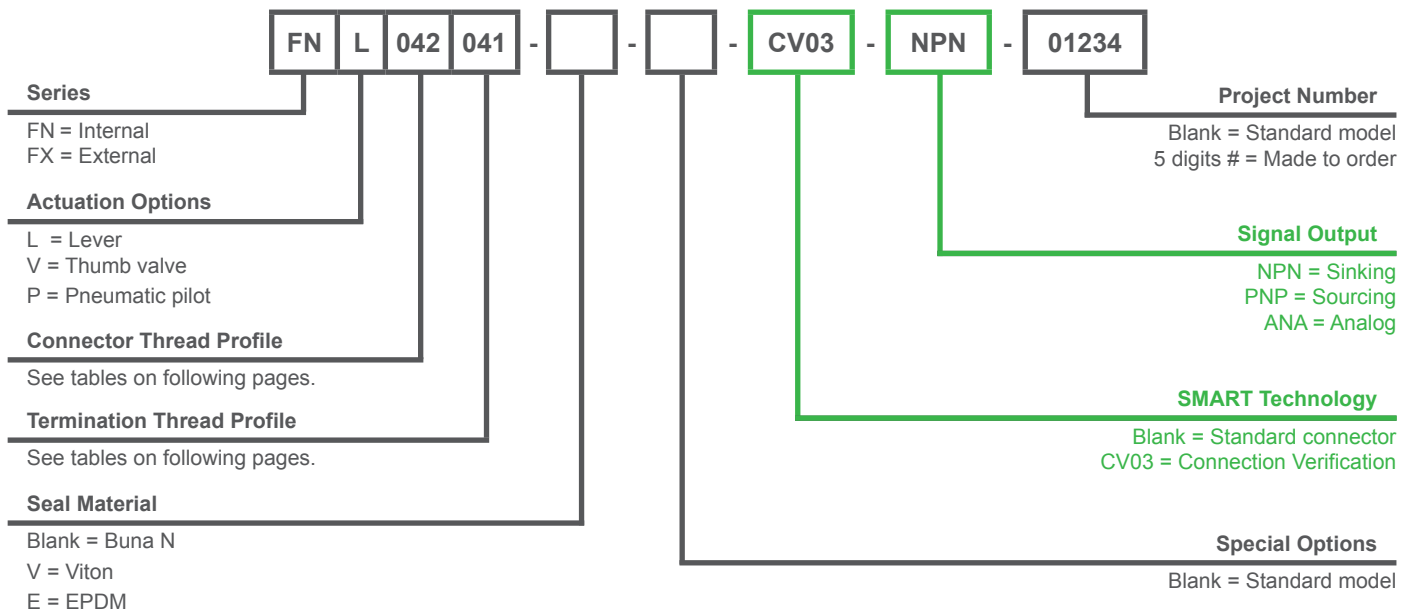
A short connect will cause a false failure.

How much do false failures cost your company?

# of False Failures Per Day	Re-Test Time (min)	Production Cost (\$/min)	Days Per Year	Opportunity Cost
1	x 1	x \$100	x 250	= \$25,500
3	x 1.5	x \$200	x 250	= \$225,000

FasTest can save you this waste

FasMate Series Part Number Key



Notes:

Part Number Keys are to assist in IDENTIFICATION ONLY.
 Verify new part numbers with factory; some configurations are not possible.

Connection Verification is only available for FNL and FNP.

Connection Verification is not available for FNV.

FNP is only available with the analog output.

FN Series

Instant Leak Tight Connection to Internal Threads with Squeeze Lever, Push Button, and Pneumatic Actuation Methods



Features	Benefits
Pressure assisted grip and seal	Locks connector securely, even when used in dynamic hydraulic applications
No wrench tightening, thread damage, tape or sealant	Reduces wear on test piece and prevents contamination of media
Intuitive design and precise engineering	Easy to use, no operator adjustment, sealing with no guesswork
Ergonomic product	Reduces operator stress from repetitive motion
Robust, durable construction	Endures demanding production environments
Easy service of parts without special tools	Field serviceable, reduces operational cost and maintenance down time


Technical Specifications

Housing Material	Stainless steel and anodized aluminum
Seal Material	Buna-N
Connection Profile	Mates with BSPP, BSPT, Metric, SAE and NPT threads
Termination Profile	BSPP or NPT female thread port
Operating Pressure	Vacuum to 5000 psi (Body sizes 1 to 4) Vacuum to 3500 psi (Body size 5) Vacuum to 750 psi (Thin walled pipe models)
Operating Temp.	-40°F to +250°F (-40°C to +121°C)
Maximum Side Load Rating for FN Series	12.5 - 75 in-lbs (1.4 - 8.4 Nm)


For FNV/FNP and FXV/FXP only:

Pilot Pressure	65 - 120 psi (4.5 to 8 bar)
----------------	-----------------------------


The **FasMate FN Series** instantly seals threaded ports from vacuum up to 5000 psi for most models. The patented proprietary design makes sealing threaded ports as easy as 1, 2, 3.



1 Squeeze lever to collapse the threaded collets



2 Insert into threaded port



3 Releasing the lever expands the collets for a safe secure leak free connection

Part Number	Connection Profile	Term Profile	Body Size	Min. Insert Length (mm)
NPT (per SAE J476 or ANSI B1.20)				
FNL-022021	1/8" NPT	1/8" NPT	1	0.55 (14.0)
FNL-042041	1/4" NPT	1/4" NPT	2	0.67 (17.1)
FNL-062061	3/8" NPT	3/8" NPT	3	0.67 (17.1)
FNL-082081	1/2" NPT	1/2" NPT	4	0.76 (19.4)
FNL-122121	3/4" NPT	3/4" NPT	5	0.63 (16.0)
FNL-022025	1/8" NPT	1/8" BSPP	1	0.55 (14.0)
FNL-042045	1/4" NPT	1/4" BSPP	2	0.67 (17.1)
FNL-062065	3/8" NPT	3/8" BSPP	3	0.67 (17.1)
FNL-082085	1/2" NPT	1/2" BSPP	4	0.76 (19.4)
FNL-122125	3/4" NPT	3/4" BSPP	5	0.63 (16.0)
ISO O-Ring Metric (per ISO 6149 or SAE J2244)				
FNL-108021	M10 × 1.0	1/8" NPT	1	0.55 (14.0)
FNL-128041	M12 × 1.5	1/4" NPT	2	0.67 (17.1)
FNL-148041	M14 × 1.5	1/4" NPT	2	0.67 (17.1)
FNL-168061	M16 × 1.5	3/8" NPT	3	0.67 (17.1)
FNL-188061	M18 × 1.5	3/8" NPT	4	0.76 (19.4)
FNL-208061	M20 × 1.5	3/8" NPT	4	0.76 (19.4)
FNL-228081	M22 × 1.5	1/2" NPT	4	0.76 (19.4)
FNL-108025	M10 × 1.0	1/8" BSPP	1	0.55 (14.0)
FNL-128045	M12 × 1.5	1/4" BSPP	2	0.67 (17.1)
FNL-148045	M14 × 1.5	1/4" BSPP	2	0.67 (17.1)
FNL-168065	M16 × 1.5	3/8" BSPP	3	0.67 (17.1)
FNL-188065	M18 × 1.5	3/8" BSPP	4	0.76 (19.4)
FNL-208065	M20 × 1.5	3/8" BSPP	4	0.76 (19.4)
FNL-228085	M22 × 1.5	1/2" BSPP	4	0.76 (19.4)

Part Number	Connection Profile	Term Profile	Body Size	Min. Insert Length (mm)
SAE O-Ring (per SAE J1926 or ISO 11926)				
FNL-044021	-4 (7/16-20)	1/8" NPT	1	0.55 (14.0)
FNL-054041	-5 (1/2-20)	1/4" NPT	2	0.67 (17.1)
FNL-064041	-6 (9/16-18)	1/4" NPT	3	0.67 (17.1)
FNL-084061	-8 (3/4-16)	3/8" NPT	4	0.76 (19.4)
FNL-104081	-10 (7/8-14)	1/2" NPT	4	0.76 (19.4)
FNL-124121	-12 (1 1/16-12)	3/4" NPT	5	0.63 (16.0)
FNL-044025	-4 (7/16-20)	1/8" BSPP	1	0.55 (14.0)
FNL-054045	-5 (1/2-20)	1/4" BSPP	2	0.67 (17.1)
FNL-064045	-6 (9/16-18)	1/4" BSPP	3	0.67 (17.1)
FNL-084065	-8 (3/4-16)	3/8" BSPP	4	0.76 (19.4)
FNL-104085	-10 (7/8-14)	1/2" BSPP	4	0.76 (19.4)
BSPP (per ISO 228 or BS 2779)				
FNL-026021	1/8" BSPP	1/8" NPT	1	0.55 (14.0)
FNL-046041	1/4" BSPP	1/4" NPT	2	0.67 (17.1)
FNL-066061	3/8" BSPP	3/8" NPT	3	0.67 (17.1)
FNL-086081	1/2" BSPP	1/2" NPT	4	0.76 (19.4)
FNL-126121	3/4" BSPP	3/4" NPT	5	0.63 (16.0)
FNL-026025	1/8" BSPP	1/8" BSPP	1	0.55 (14.0)
FNL-046045	1/4" BSPP	1/4" BSPP	2	0.67 (17.1)
FNL-066065	3/8" BSPP	3/8" BSPP	3	0.67 (17.1)
FNL-086085	1/2" BSPP	1/2" BSPP	4	0.76 (19.4)
FNL-126125	3/4" BSPP	3/4" BSPP	5	0.63 (16.0)
BSPT (per ISO 7 or BS 21)				
FNL-026T025	1/8" BSPT	1/8" BSPP	1	0.55 (14.0)
FNL-046T045	1/4" BSPT	1/4" BSPP	2	0.67 (17.1)
FNL-066T065	3/8" BSPT	3/8" BSPP	3	0.67 (17.1)
FNL-086T085	1/2" BSPT	1/2" BSPP	4	0.76 (19.4)
FNL-126T125	3/4" BSPT	3/4" BSPP	5	0.63 (16.0)

Substitute "V" or "P" for actuation options:

Thumb Valve = FNV-082085

Automated Pneumatic = FNP-082085

Note:

Connectors can be quickly adapted to lever, pneumatic or thumb valve actuation for all FN models.

FXL and FXV are also interchangeable. (FXP is excluded).

Instant Leak Tight Connection to Internal Threads
with Squeeze Lever, Push Button or Pneumatic Actuation



Connectors can be quickly adapted to lever, pneumatic or thumb valve actuation for all models.

Features	Benefits
Minimized thread and insertion length	Instant connections to small or difficult to seal parts, improves productivity
Pressure assisted grip and seal	Locks connector securely, even when used in dynamic hydraulic applications
No wrench tightening, thread damage, tape or sealant	Reduces wear on test piece and prevents contamination of media
Intuitive design and precise engineering	Easy to use, no operator adjustment, sealing with no guesswork
Ergonomic product	Reduces operator stress from repetitive motion
Robust, durable construction	Endures demanding production environments

Technical Specifications

Housing Material	Stainless steel and anodized aluminum
Seal Material	Buna-N
Connection Profile	Mates with NPT, SAE O-Ring Boss, Metric and BSPP
Termination Profile	NPT or BSPP female thread port
Operating Pressure	Vacuum to 2500 psi (172 bar)
Operating Temp.	-40°F to +250°F (-40°C to +121°C)
Maximum Side Load Rating for FN Series	9.38 - 28.13 in-lbs. (1.06 - 3.18 Nm)


For FNVR/FNPR and FXV/FXP only:

Pilot Pressure	65 - 120 psi (4.5 to 8 bar)
----------------	-----------------------------


Specifications, Parts and Accessories

For complete dimensions, seals, repair kits and accessories, visit www.fastestinc.com and enter part number into search field.


The **FasMate FNR Series** instantly seals threaded ports from vacuum up to 2500 psi for most models. The patented proprietary design makes sealing threaded ports as easy as 1, 2, 3.



1 Squeeze lever to collapse the threaded collets



2 Insert into threaded port



3 Releasing the lever expands the collets for a safe secure leak free connection

Part Number	Connection Profile	Termination Profile	Body Size	Min. Insert Length †	Main Seals Package ††
NPT: Per SAE J476a, ANSI B1.20					
FNLR-022021	1/8" NPT	1/8" NPT	1	0.30 (7.6)	S1108-B70
FNLR-022025	1/8" NPT	1/8" BSPP	1	0.30 (7.6)	S1108-B70
FNLR-042041	1/4" NPT	1/4" NPT	2	0.39 (9.9)	S21250327-B60
FNLR-042045	1/4" NPT	1/4" BSPP	2	0.39 (9.9)	S21250327-B60
FNLR-062061	3/8" NPT	3/8" NPT	3	0.47 (11.9)	S1112-B70
FNLR-062065	3/8" NPT	1/4" BSPP	3	0.47 (11.9)	S1112-B70
SAE O-Ring Boss: Per SAE J1926, ISO 11926					
FNLR-034021	-3 (3/8-24)	1/8" NPT	1	0.34 (8.6)	S1108-B70
FNLR-034025	-3 (3/8-24)	1/8" BSPP	1	0.34 (8.6)	S1108-B70
FNLR-044K021	-4 (7/16-24)	1/8" NPT	1	0.37 (9.4)	S1109-B70
FNLR-044K025	-4 (7/16-24)	1/8" BSPP	1	0.37 (9.4)	S1109-B70
FNLR-044021	-4 (7/16-20)	1/8" NPT	1	0.34 (8.6)	S1109-B70
FNLR-044025	-4 (7/16-20)	1/8" BSPP	1	0.34 (8.6)	S1109-B70
FNLR-054041	-5 (1/2-20)	1/4" NPT	2	0.39 (9.9)	S21250327-B60
FNLR-054045	-5 (1/2-20)	1/4" BSPP	2	0.39 (9.9)	S21250327-B60
FNLR-064041	-6 (9/16-18)	1/4" NPT	3	0.41 (10.4)	S1111-B70
FNLR-064045	-6 (9/16-18)	1/4" BSPP	3	0.41 (10.4)	S1111-B70
Metric (aka M, ISO O-Ring Boss): Per SAE J2244, ISO 6149, DIN 3852 Part 1					
FNLR-108021	M10 × 1.0	1/8" NPT	1	0.27 (6.9)	S1108-B70
FNLR-108025	M10 × 1.0	1/8" BSPP	1	0.27 (6.9)	S1108-B70
FNLR-108D021	M10 × 1.25	1/8" NPT	1	0.32 (8.1)	S1108-B70
FNLR-108D025	M10 × 1.25	1/8" BSPP	1	0.32 (8.1)	S1108-B70
FNLR-108E021	M10 × 1.5	1/8" NPT	1	0.34 (8.6)	S1108-B70
FNLR-108E025	M10 × 1.5	1/8" BSPP	1	0.34 (8.6)	S1108-B70
FNLR-128C041	M12 × 1.0	1/4" NPT	2	0.38 (9.7)	S21250327-B60
FNLR-128C045	M12 × 1.0	1/4" BSPP	2	0.38 (9.7)	S21250327-B60
FNLR-128D041	M12 × 1.25	1/4" NPT	2	0.38 (9.7)	S1203-B60
FNLR-128D045	M12 × 1.25	1/4" BSPP	2	0.38 (9.7)	S1203-B60
FNLR-128041	M12 × 1.5	1/4" NPT	2	0.40 (10.2)	S1203-B60
FNLR-128045	M12 × 1.5	1/4" BSPP	2	0.40 (10.2)	S1203-B60
FNLR-148041	M14 × 1.5	1/4" NPT	2	0.43 (10.9)	S1203-B60
FNLR-148045	M14 × 1.5	1/4" BSPP	2	0.43 (10.9)	S1203-B60
FNLR-168061	M16 × 1.5	3/8" NPT	3	0.43 (10.9)	S21200445-B70
FNLR-168065	M16 × 1.5	3/8" BSPP	3	0.43 (10.9)	S21200445-B70
BSPP (aka G): Per ISO 228, BS 2779, DIN 3852 Part 2 Type A and B					
FNLR-026021	1/8" BSPP	1/8" NPT	1	0.27 (6.9)	S1108-B70
FNLR-026025	1/8" BSPP	1/8" BSPP	1	0.27 (6.9)	S1108-B70
FNLR-046041	1/4" BSPP	1/4" NPT	2	0.39 (9.9)	S21250327-B60
FNLR-046045	1/4" BSPP	1/4" BSPP	2	0.39 (9.9)	S21250327-B60

Substitute "V" or "P" for actuation options:
 Thumb Valve = FNVR-022021
 Automated Pneumatic = FNPR-022021

† Dimensions in inches (mm).
 †† Seals packaged in quantities of 5.

FX Series

Instant Leak Tight Connection to External Threads with Squeeze Lever, Push Button, and Pneumatic Actuation Methods



Features	Benefits
Pressure assisted grip and seal	Locks connector securely, even when used in dynamic hydraulic applications
No wrench tightening, thread damage, tape or sealant	Reduces wear on test piece and prevents contamination of media
Intuitive design and precise engineering	Easy to use, no operator adjustment, sealing with no guesswork
Ergonomic product	Reduces operator stress from repetitive motion
Robust, durable construction	Endures demanding production environments
Easy service of parts without special tools	Field serviceable, reduces operational cost and maintenance down time

Technical Specifications

Housing Material	Stainless steel and anodized aluminum
Seal Material	Buna-N
Connection Profile	Mates with BSPP, BSPT, Metric, SAE and NPT threads
Termination Profile	BSPP or NPT female thread port
Operating Pressure	Vacuum to 5000 psi Vacuum to 750 psi (Thin walled pipe models)
Operating Temp.	-40°F to +250°F (-40°C to +121°C)

For FNV/FNP and FXV/FXP only:

Pilot Pressure	65 - 120 psi (4.5 to 8 bar)
----------------	-----------------------------

The *FasMate FX Series* instantly seals threaded ports from vacuum up to 5000 psi for most models. The patented proprietary design makes sealing threaded ports as easy as 1, 2, 3.



1 Squeeze lever to collapse the threaded collets



2 Insert into threaded port



3 Releasing the lever expands the collets for a safe secure leak free connection

Part Number	Connection Profile	Term Profile	Body Size
NPT (per SAE J476 or ANSI B1.20)			
FXL-021041	1/8" NPT	1/4" NPT	1
FXL-041041	1/4" NPT	1/4" NPT	1
FXL-061061	3/8" NPT	3/8" NPT	2
FXL-081061	1/2" NPT	3/8" NPT	2
SAE 37° Flare (per SAE J514 or ISO 12151-5)			
FXL-049041	-4 (7/16-20)	1/4" NPT	1
FXL-059041	-5 (1/2-20)	1/4" NPT	1
FXL-069041	-6 (9/16-18)	1/4" NPT	1
FXL-089061	-8 (3/4-16)	3/8" NPT	2
SAE 45° Flare (per SAE J512 or J513)			
FXL-04A041	-4 (7/16-20)	1/4" NPT	1
FXL-05A041	-5 (1/2-20)	1/4" NPT	1
FXL-06A061	-6 (5/8-18)	3/8" NPT	2
FXL-08A061	-8 (3/4-16)	3/8" NPT	2
SAE O-Ring Face Seal (per SAE J1453)			
FXL-009041	-4 (9/16-18)	1/4" NPT	1
FXL-011061	-6 (11/16-16)	3/8" NPT	2
FXL-013061	-8 (13/16-16)	3/8" NPT	2
BSPP (per ISO 228 or BS 2279)			
FXL-025041	1/8" BSPP	1/4" NPT	1
FXL-045041	1/4" BSPP	1/4" NPT	1
FXL-065061	3/8" BSPP	3/8" NPT	2
FXL-085061	1/2" BSPP	3/8" NPT	2
BSPT (per ISO 7 or BS 21)			
FXL-025T041	1/8" BSPT	1/4" NPT	1
FXL-045T041	1/4" BSPT	1/4" NPT	1
FXL-065T061	3/8" BSPT	3/8" NPT	2
FXL-085T061	1/2" BSPT	3/8" NPT	2
NPT, For Thin Walled Pipe			
FXL-061061PT	3/8" NPT	3/8" NPT	2
FXL-081061PT	1/2" NPT	3/8" NPT	2
NPSM (per ASME B1.20.1)			
FXL-04P041	1/4" NPSM	1/4" NPT	1

Substitute "V" or "P" for actuation options:
 Thumb Valve = FX**V**-05A041
 Automated Pneumatic = FX**P**-05A041

Actuation Options

Lever



FNL



FXL

Thumb Valve



FNV



FXV

Automated Pneumatic



FNP



FXP

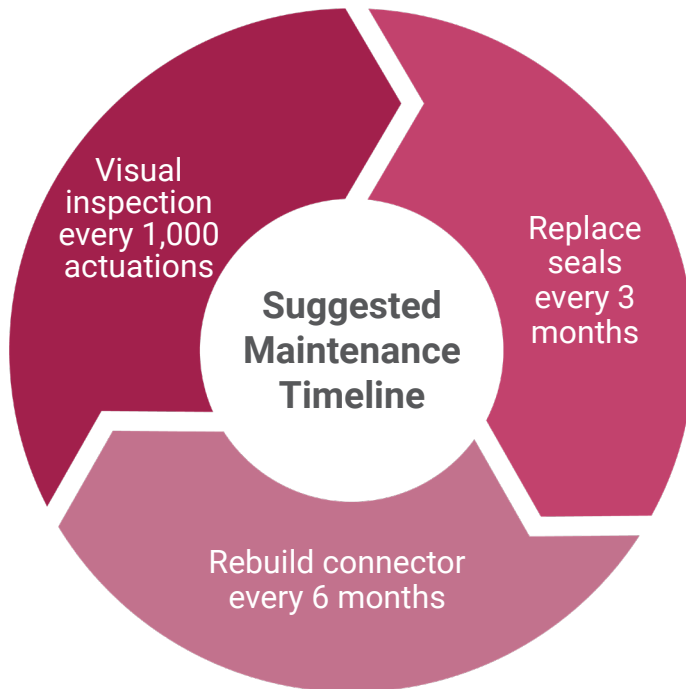
Specifications, Parts and Accessories

For complete dimensions, seals, repair kits and accessories visit www.fastestinc.com and enter part number into part number search field.

For ordering information or technical support contact **FasTest** or your local distributor.

FasTest connectors are a critical part of our customers' quality assurance. FasTest's seals and repair parts are specifically engineered for your connector. To ensure and prolong the peak performance of FasTest connectors, proper maintenance with FasTest Genuine Parts, including seals, o-rings and other wear components, is required.

FasTest connectors require main seals and internal components to be replaced periodically throughout the connector's life.



Connector main seals should be visually inspected every 1000 actuations. For regularly used connectors, main seals should be replaced at least every 10,000 actuations or every three months, whichever occurs first. Each FasTest connector should be disassembled and rebuilt with new key wear components once every six months to maintain their optimal performance. This ensures the internal components and lubricants will continue working at peak performance.



Only FasTest Genuine Parts should be used with FasTest connectors. Main seals and replacement parts are made and specified by FasTest for FasTest connectors. FasTest Genuine Parts ensure that our customers' production line and manufacturing processes are performing to the highest standards.

How to Order Seals and Replacement Parts

1. Visit fastestinc.com
2. Enter the product number in the "Quick Search" tab or select the "Product Selector" tab
3. Click on the desired FasTest product to go to the product page
4. View corresponding seals and replacement parts under "FasTest Genuine Parts"
5. Either click "Add to cart" or "Add to quote" to purchase the selected product through the FasTest website, or contact your local distributor

NOTE: Connector maintenance, operating and rebuild instructions are available under the "Instructions" tab on individual product pages.



Find Local Distributor

Visit:

fastestinc.com/en/distributorlocator



Request Quote

Visit:

fastestinc.com/en/applicationevaluation

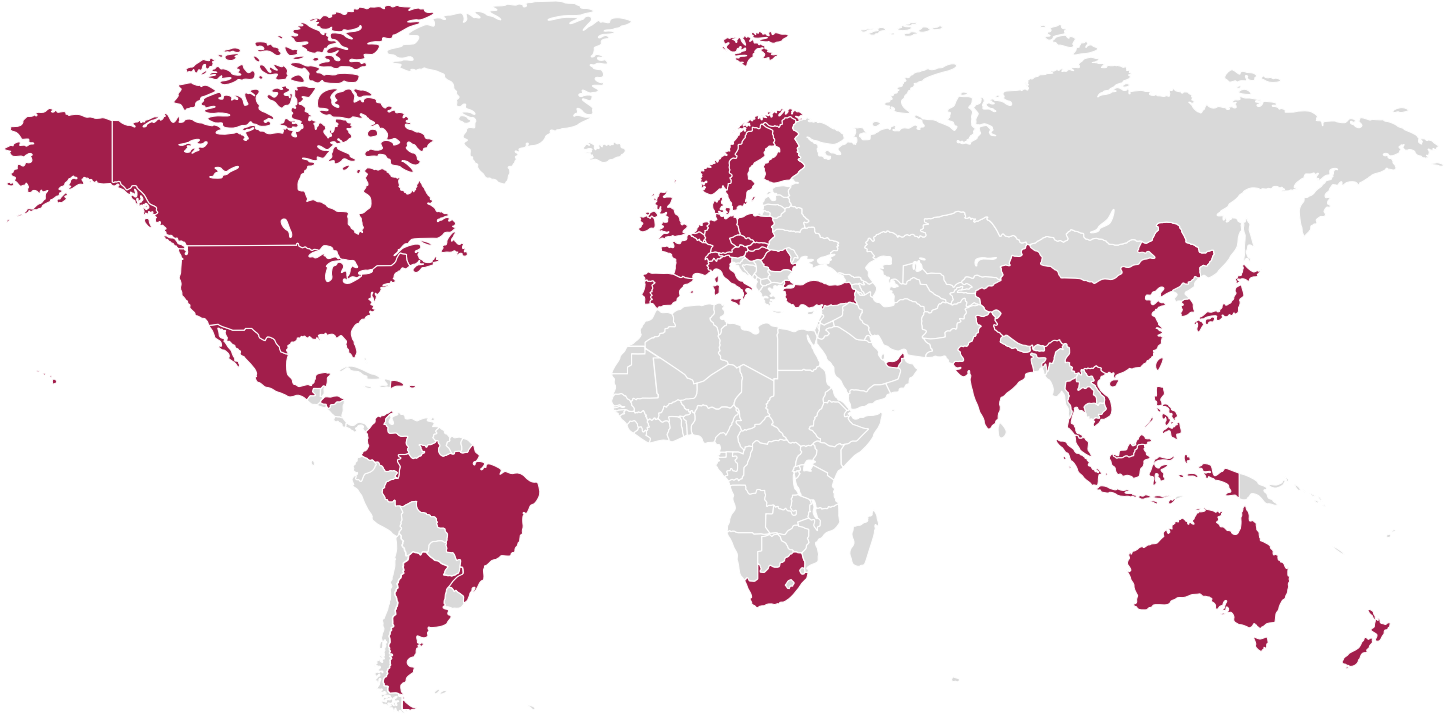


Order Online - Ships within 48 Hours

Visit:

fastestinc.com

FasTest Distribution Network | Global Coverage, Local Support



Notifications and Copyright

Specifications in this brochure are subject to change without notice. FasTest also reserves the right to make modifications and makes no guarantee of the accuracy of the information contained herein.

FasTest is a registered trademark with the US Patent & Trademark Office.

© 2018 FasTest Inc. All rights reserved.

No part of this publication may be reproduced without written permission.

Patents

FasTest Inc. takes pride in its innovative quick disconnect coupling solutions, many of which have been awarded United States and International patents. FasTest Inc. has a strong tradition of leadership in the quick disconnect market, and aggressively pursues and protects its proprietary information and intellectual property.

All products are designed and manufactured by FasTest Inc. USA

Limited Express Warranty

FasTest Inc. warrants its products against defects in workmanship and materials for 12 months from the date of sale by FasTest Inc. or its authorized distributor. This warranty is void if the product is misused, tampered with or used in a manner that is contrary to FasTest Inc.'s written recommendations and/or instructions.

See website for complete warranty information.

Custom Applications

FasTest has full engineering and manufacturing capability to provide special accommodations to meet specific applications. Our engineers are available to review your unique application requirements.

Certifications

FasTest Inc. is ISO 9001: 2015 certified.

FasTest

Headquarters in USA

1646 Terrace Drive • Roseville, MN 55113-1317

Phone: +1.651.645.6266

Fax: +1.651.645.7390

www.fastestinc.com

**Proudly Manufactured
in the U.S.A.**