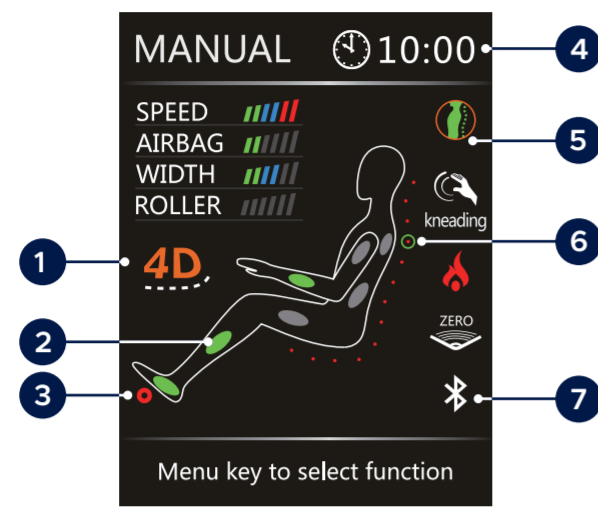


In-Use Screen

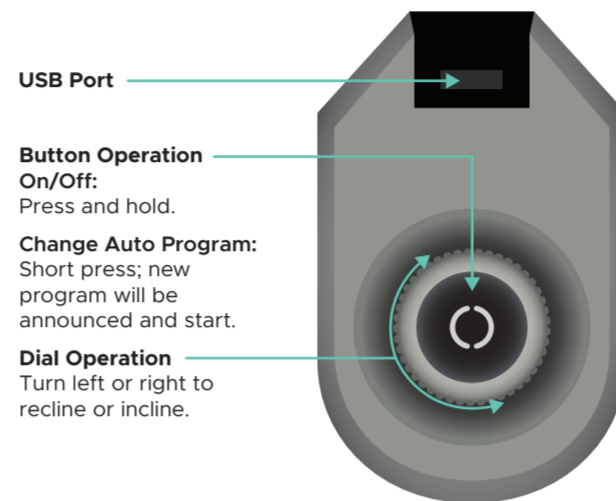
After a Massage program is selected, In-use screen displays all settings to that program.



- 1 4D intensity level
- 2 Active airbags
- 3 Active rollers
- 4 Time left
- 5 Indicators
- 6 Back-roller position & direction
- 7 Bluetooth connected

Quick Access Joystick

The quick access joystick allows you to turn the chair on and off, select from six of the auto program's, and adjust the recline angle of the seat back. In addition you can also conveniently charge your mobile device with the USB port.



Share a photo and tag us:

[@infinity_chairs](#)

[@Infinitymassagechairs](#)

[@Infinitymassagechairs](#)

Don't forget to use
#infinitymassagechairs

INFINITY®

72 Stard Road, Seabrook, NH 03874 | 603-910-5000
www.infinitymassagechairs.com

Version 2.2

INFINITY®

Quick Start Guide

Solstice 4D Massage Chair

INFINITY®

Multi-Functional Screen

Use the directional buttons below to navigate these menu screens. Then press OK to select.

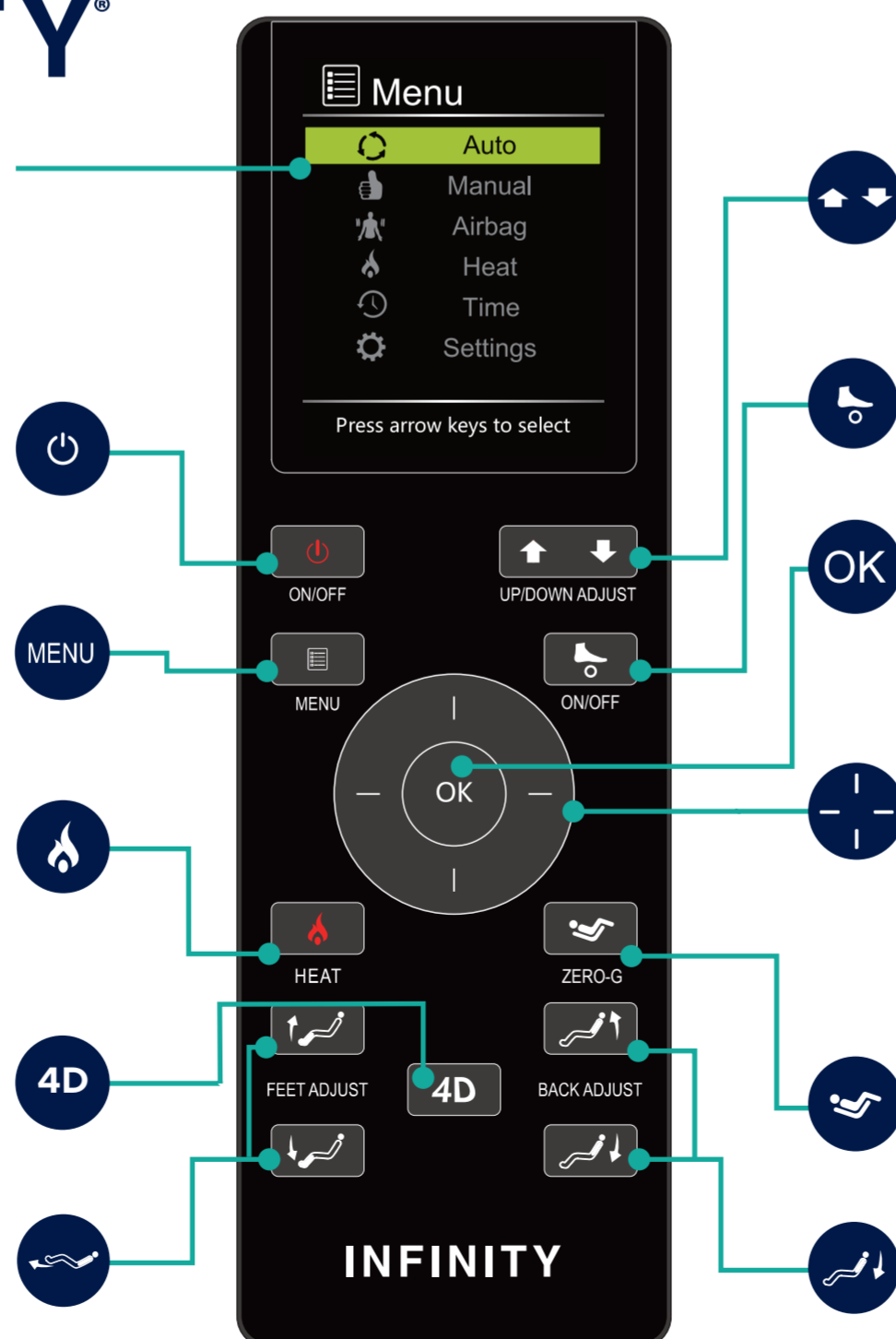
On/Off – Powers up the remote or returns the chair to the exit position and powers down remote.

Menu – Shortcut to the home page of all menu screens.

Heat – Press to turn On/Off lumbar heat function. The heat icon on display screen will indicate whether heat is turned on/off.

4D – Press to increase or decrease 4D intensity of back mechanism. In-use screen displays intensity level.

Feet Adjust – Press and hold up arrow to bring foot rest up, press and hold down arrow to bring foot rest down.



Back Adjustment – Back mechanism position adjustment; press and hold up to raise, press and hold down to lower. Use during initial body scan fine tuning or in manual point zone mode.

Foot Roller – Press this button to toggle the foot rollers on or off.

OK – After navigating to the command desired on the display, push OK to select.

During the massage, press OK button to switch to zero gravity.

Directional Button – Press up, down, left or right to navigate the display screen.

During the massage, press up or down buttons to adjust mechanism speed. Press left or right button to adjust airbag intensity.

Zero Gravity – Press once for zero gravity recline, press again to return to the upright position.

Seat Back Position – Press and hold down arrow to recline the seat back, press and hold the up arrow to upright the seat back.