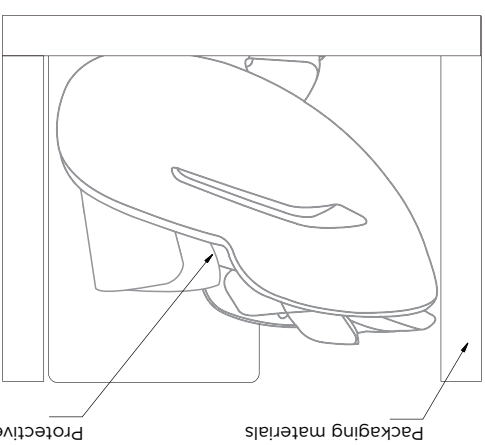
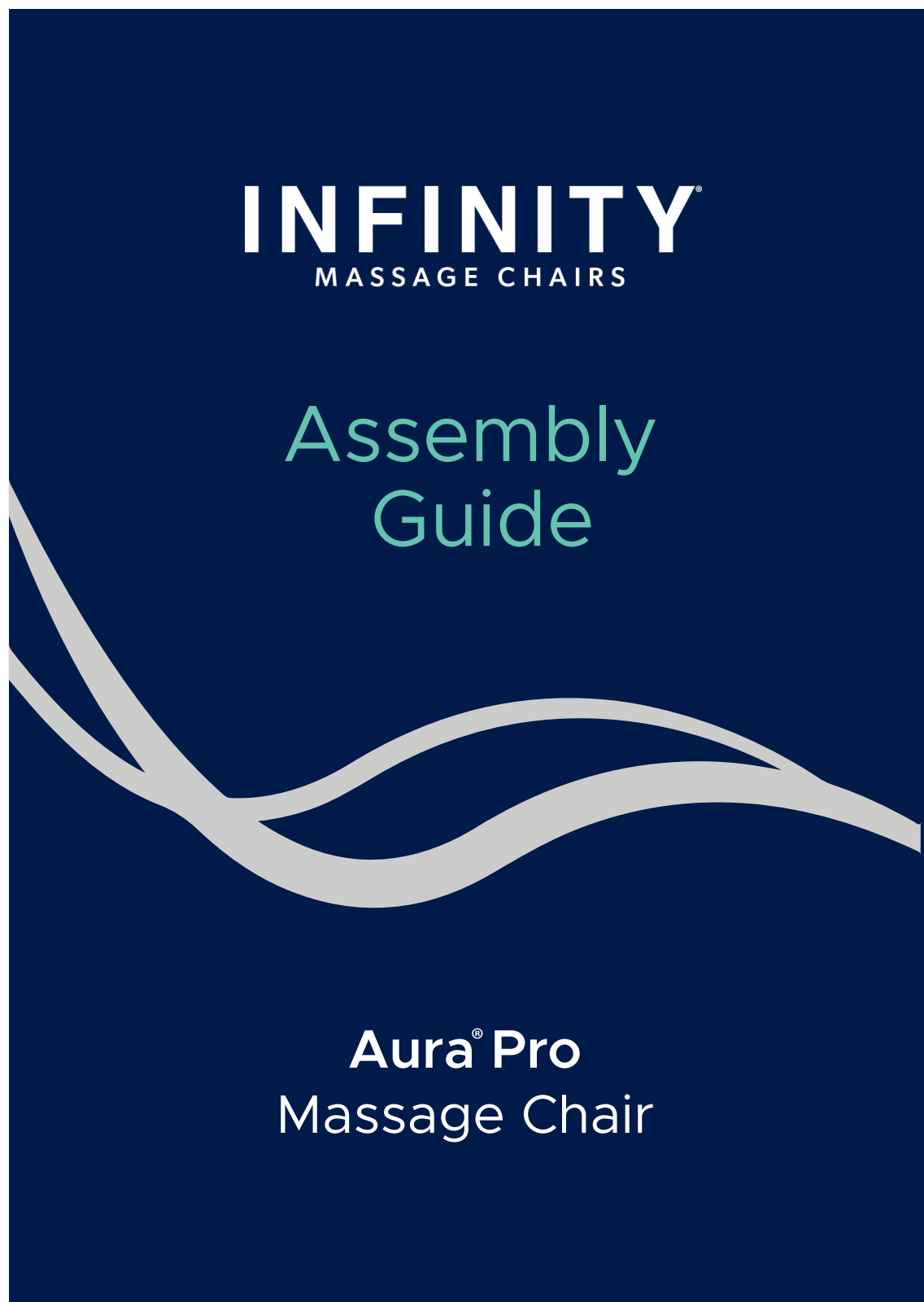
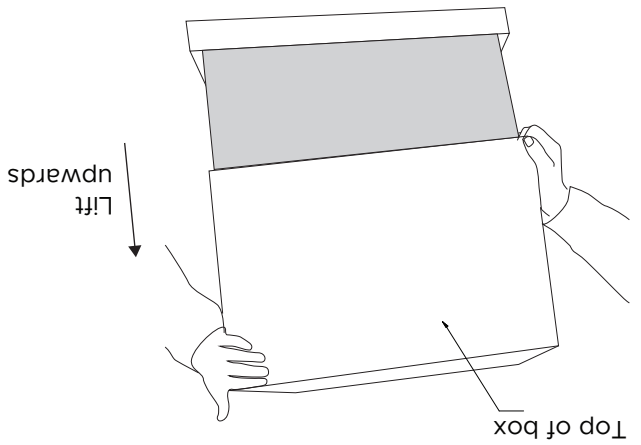


**Step 1:** Prior to assembly, carefully unpack all box contents. Check box contents to the detail below. Make sure all contents are accounted for. If anything is missing, please contact INFINITY at 603-910-5000. Do not return to the place of purchase.

Before assembling your chair, watch an assembly video at: [www.infinitymassagechairs.com/assembly-tutorials](http://www.infinitymassagechairs.com/assembly-tutorials)  
Alternatively, scan the QR code to go directly to the URL above.



**Step 3:** Remove protective covering from the chair.



**Step 2:** Open the box and remove packaging materials.

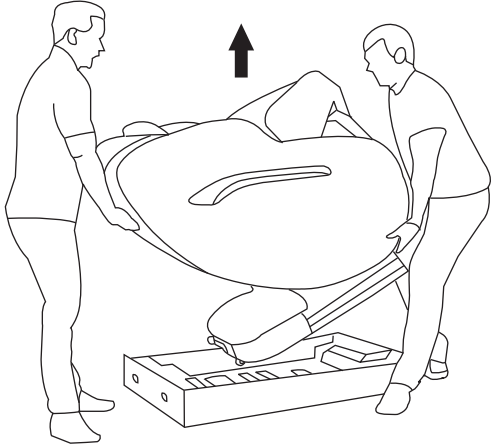
**INFINITY**

72 Stard Road, Seabrook, NH 03874  
(603) 910-5000  
[www.infinitymassagechairs.com](http://www.infinitymassagechairs.com)  
Version 1.0

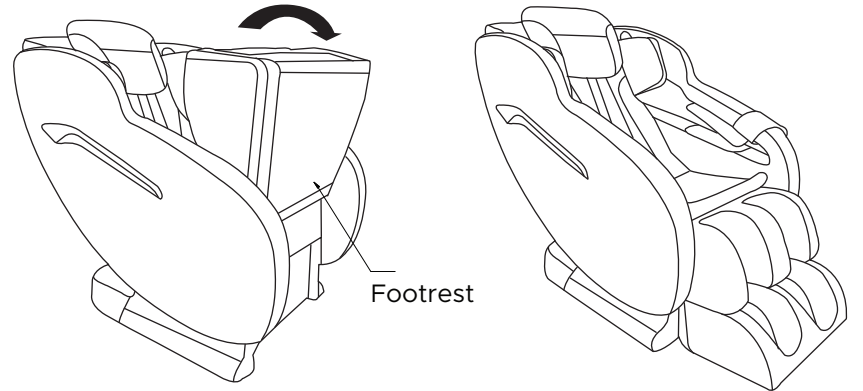
# INFINITY

## MASSAGE CHAIRS

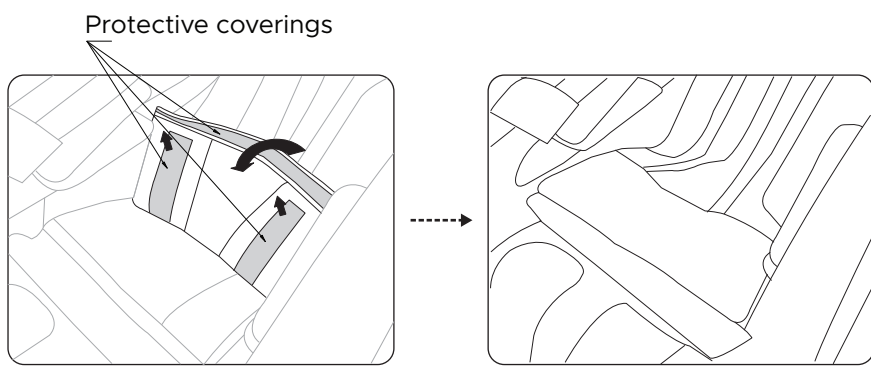
- 4 Step 4:** With a partner, lift the chair out of the box.



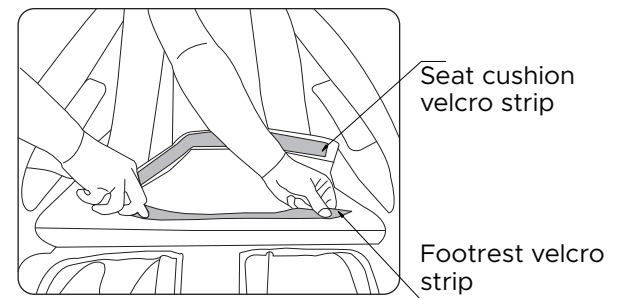
- 5 Step 5:** Remove the protective covering from the footrest, and the velcro protector from the flap, then lower the footrest into its resting position. Remove the plastic guards.



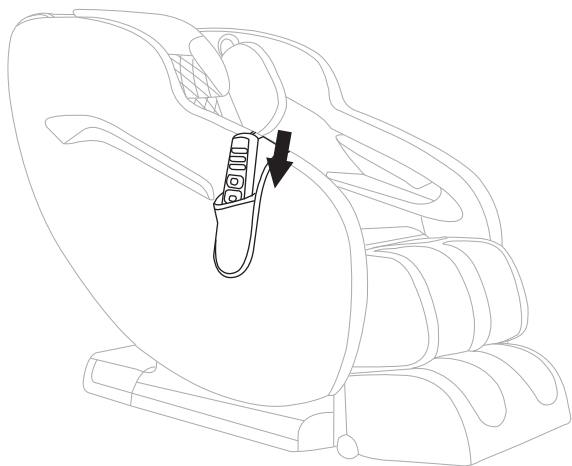
- 6 Step 6:** To properly install the seat cushion, remove and discard the 3 protective covers from the velcro on the underside of the seat cushion.



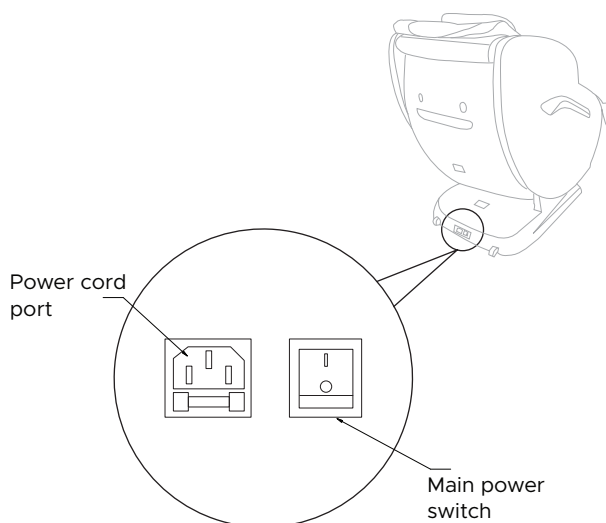
- 7 Step 7:** Place the velcro from the flap on top of the footrest onto the velcro strip on the chair body, then place the seat cushion down, lining up the velcro on the chair body with the seat cushion.



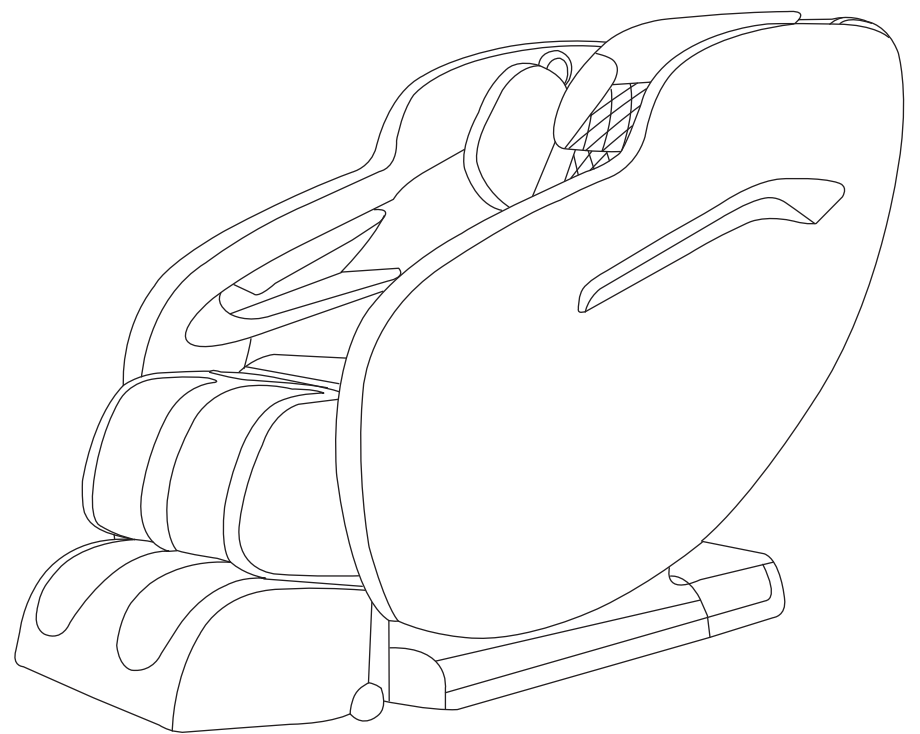
- 8 Step 8:** Your remote control should come already attached to the chair body. Remove the plastic wrapping from the remote control and place it in the remote holder located on the right arm of the chair.



- 9 Step 9:** Connect the chair's power cord to a grounded 110V electrical outlet and plug it into the respective port on the back side of the base of the chair. Flip the main power switch on.



### Final Check:



Power on the remote and select a program to start a session.

Review chair for smooth operation. If things are not operating correctly, review all assembly steps. Call Infinity support at 1-603-910-5000 if you need live US-based support.

**You are done; time for a Massage!**



SCAN CODE

Register your product at [www.infinitymassagechairs.com/warranty](http://www.infinitymassagechairs.com/warranty) to ensure it is in our system. This will simplify the warranty process should you ever need it.

Alternatively, scan the QR code to go directly to the URL above.