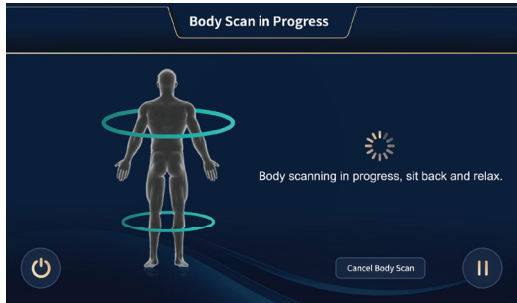


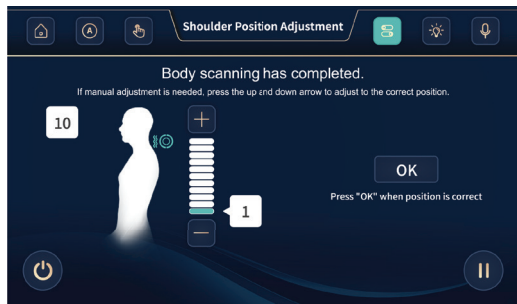
TrueFit® Body Scan

You will be taken to the Body Scanning screen each time you start a massage session. The scan will measure your body specifics. Sit back and relax.



Note: If you tap "Cancel Body Scan" the scan will immediately stop. The massage selected will begin. The back massager will run the entire length of the track which may result in the massage nodes reaching above your neck causing discomfort. We always recommend a full body scan unless you are exclusively using Point or Partial mode in Manual.

After scanning, you can fine tune the height of the massage nodes using the "+"&"-" buttons if needed. Tap OK to confirm.

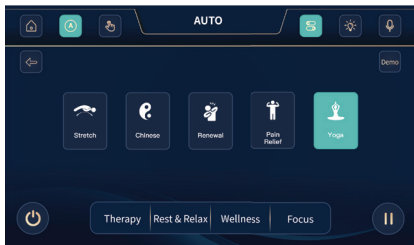
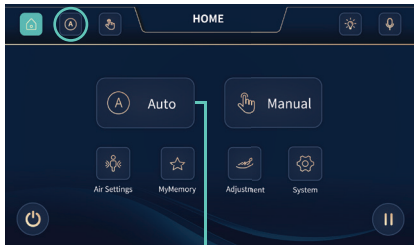


After confirming, you will be taken to the In-use screen below where you can observe all current settings and session information.



Auto Programs

From the home display, tap the **AUTO** button to enter Auto Program Menu. Choose from **Stretch, Chinese, Renewal, Pain Relief, Yoga, Recharge, Siesta, Rocking, Sleep, Fatigue, Recovery, Deep Relief, Revival, Easy Care, Gentle, Sports, Mental Wellness, Neck & Shoulders, Back Relief, Hip & Waist, Leg & Foot**, or **Demo**. You may also tap the top navigation which has been circled to reach the auto program menu as well.



Share a photo and tag us:

 @Infinitymassagechairs

 @infinity_chairs

 @Infinitymassagechairs

Don't forget to use **#lovemyinfinitychair**

INFINITY®

72 Stard Road, Seabrook, NH 03874
603-910-5000
www.infinitymassagechairs.com
Version 1.1

INFINITY®

MASSAGE CHAIRS

Quick Start Guide

Aura® Elite

4D Massage Chair

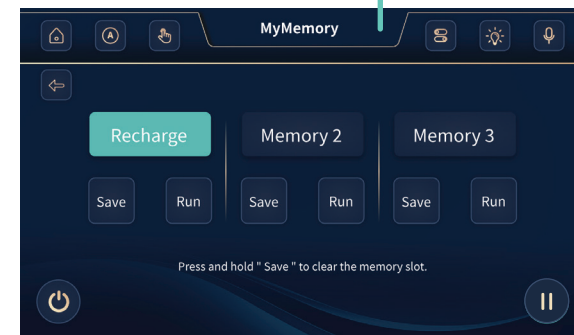
MANUAL – Target specific areas with Manual Mode and take full control of your massage. Choose from techniques like kneading, tapping, shiatsu, and more, then adjust the roller position, speed, width, and 4D intensity. You can also activate foot rollers and toggle heat on or off.

AUTO – Explore 20 premium massage programs and a Demo, organized into four categories: Therapy, Rest & Relax, Wellness, and Focus. Just tap a category to begin.

HOME – Use this screen to access all major features of your massage chair. Easily navigate between Auto, Manual, Air Settings, MyMemory®, Adjustments, and System to customize your experience.



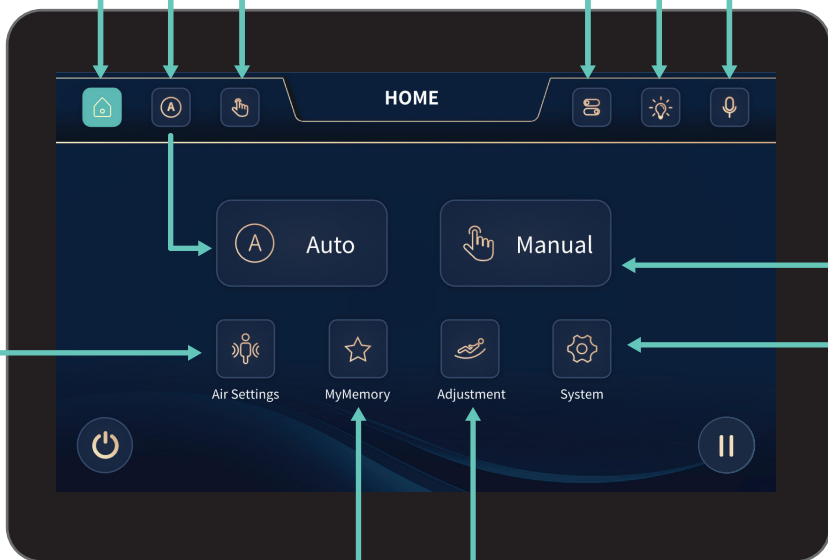
AIR SETTINGS – The intuitive interface allows users to customize their experience by adjusting airbag massage positions and intensity levels, ensuring a perfectly tailored, soothing, and invigorating massage session every time.



MYMEMORY® – Save your favorite custom massage programs with ease. Tap Save to store your current massage settings. To use a saved program, simply tap Run. *Note: Manual massages will be saved under the name "Manual."*

INFINITY®

MASSAGE CHAIRS



ADJUSTMENT – Fine-tune your comfort with customizable settings. Adjust the recline, extend or retract the legrest, raise or lower the footrest, and tilt the backrest to your perfect position.

CONTROLS– The Controls icon will appear here when a Auto or Manual program is actively running. Tap the Controls button to get back to the In-Use screen for the running program and access available setting options.

LIGHT – You can easily control the ambient lighting on the sides of the massage chair to suit your mood or environment. Turn the lights on for a calming glow during your session, or switch them off for a darker, more relaxing atmosphere.

VOICE – Your chair features built-in intelligent voice command and control for a fully hands-free experience. Simply speak to the chair to adjust settings and guide your massage. It's an easy, convenient way to stay relaxed and in control.



MANUAL – Choose a massage mode (techniques), position, mechanism speed, mechanism roller width, the speed of the foot rollers, intensity of the 4D mechanism, and lumbar heat.



SYSTEM – Choose your language, toggle voice demo, turn on/off sleep mode, adjust beeping sounds, adjust your massage time, toggle voice volume, adjust display brightness, turn on/off Bluetooth®, toggle the display screen to be always on or time out.