

## TrueFit® Body Scan

The first time you run a program, Body Scanning will initiate. After scanning, UP/DOWN arrows will appear allowing you to fine tune the shoulder height of the back mechanism, if needed. Wait for the count down or tap OK to start the program.



Once the body scan is finished, you will be brought to the in-use screen and your massage program will start. Use this screen to further customize your massage, if desired.

## Voice Commands

This feature allows you to control your chair and massage experience completely hands-free by using one of the many voice commands below. To activate, simply say **"Hey Infinity"** OR **"Hi Infinity"**. You may now give your chair any of the listed commands **within 5 seconds**:

### MASSAGE PROGRAMS:

Quick Demo	Healing Mode
Stretch Mode	Energize Mode
Gentle Mode	Mid-Day Mode
Lower Body	Vitality Mode
The Torso	Decompress Mode
Stress Relief	Lower Tension Relief
Sports Recovery	Morning Mode
Comprehensive	Night Mode
Relief Mode	Siesta Mode
Back Care	Leg & Foot

### CHAIR COMMANDS:

Volume Up	Upright
Volume Down	Pause Massage
Lights On	Resume Massage
Lights Off	Stop Massage
Zero Gravity	Switch Off Voice Control

## Share a photo and tag us:

@Infinitymassagechairs

@infinity\_chairs

@Infinitymassagechairs

Don't forget to use **#infinitymassagechairs**

# INFINITY®

72 Stard Road, Seabrook, NH 03874  
603-910-5000  
www.infinitymassagechairs.com  
Version 1.2

# INFINITY®

MESSAGE CHAIRS

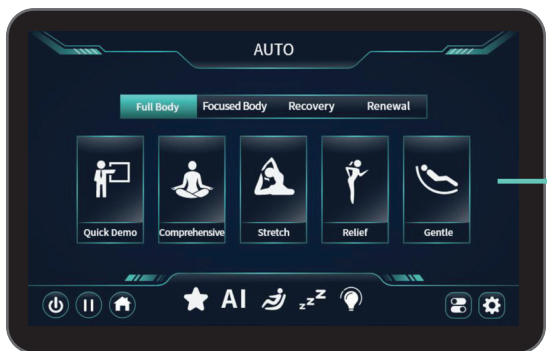
## Quick Start Guide

## Sensation® 4D DualFlex Massage Chair

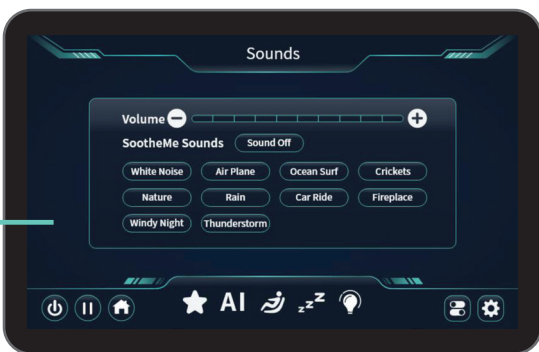


Alternatively, scan the **QR code** to watch a remote tutorial video.

# INFINITY®



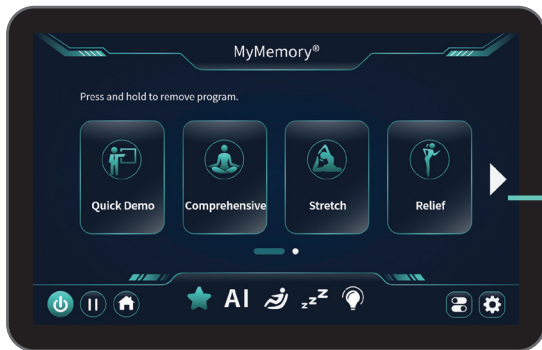
**Auto** - Select from 4 categories at the top, then tap on the program desired to start. There are 20 Auto programs in total.



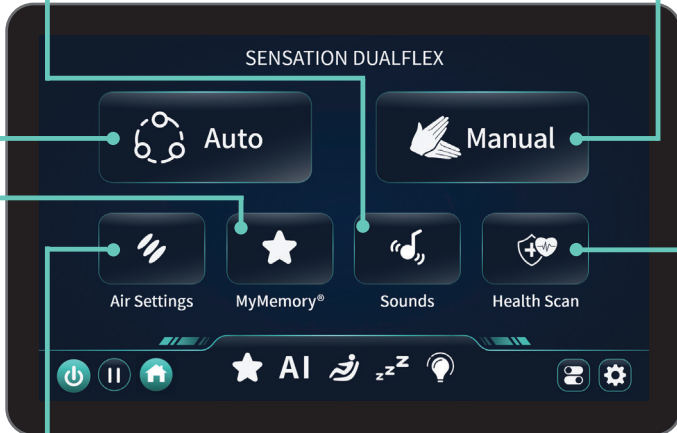
**SootheMe® Sounds** - Choose one of 10 nature sounds, turn on/off sounds, and adjust the volume.



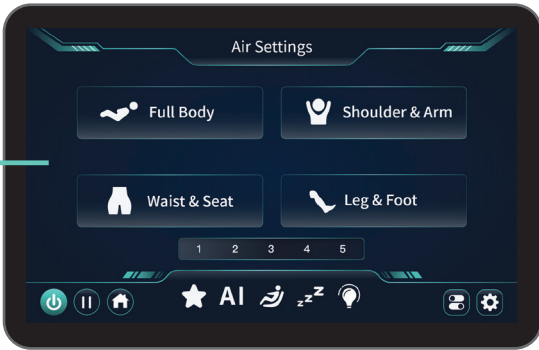
**Manual** - Use this screen to fully customize your own massage and find the perfect treatment for you. Tap Upper or Lower to create settings for each back mechanism then Air Settings to control the airbags.



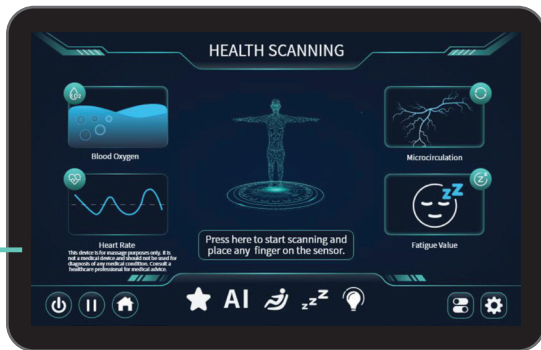
**MyMemory®** - Save your favorite auto programs or AI generator programs to memory. Tap the Star icon to save up to 8 programs.



**Home Screen** - Navigate all programs, settings, and options from the home screen.



**Air Settings** - Choose air regions and intensity options for airbag compression therapy.



**Health Scan** - Place your finger on the health sensor to see a recommended massage program based on your blood oxygen, heart rate, microcirculation, and fatigue value.

**Power Button** - Tap this button to power the massage chair on or off.

**Pause Button** - Tap this button to pause your massage, then tap again to resume.

**Home Button** - Tap this button to quickly return to the home screen.

**MyMemory®** - Save your favorite auto or AI generator massage programs for quick, easy access anytime.

**AI Message** - Create a personalized program effortlessly using AI.

**Adjustments** - Adjust chair settings, including incline and recline.

**Sleep Mode** - When turned on your chair remains reclined after a massage program ends. When off, the chair will return to an upright position.

**Chromotherapy Lighting** - Exterior side lights enhance your environment.

**In-Use Screen** - The in-use screen lets you adjust additional settings while your session continues.

**System** - Settings—all in one convenient menu.