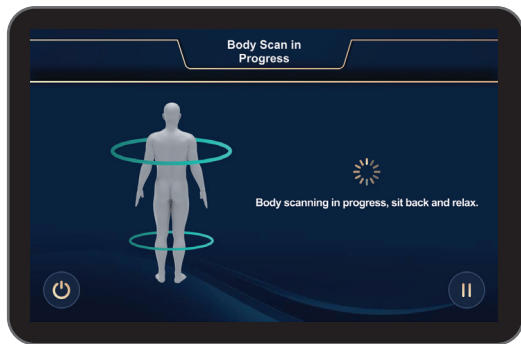
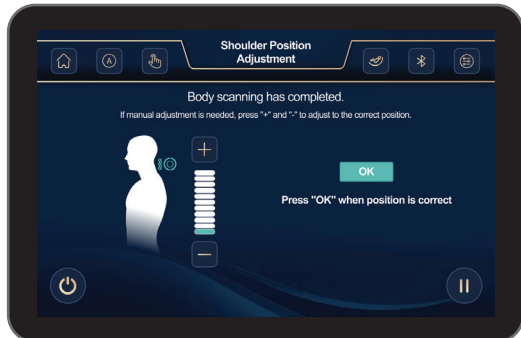


TrueFit® Body Scan

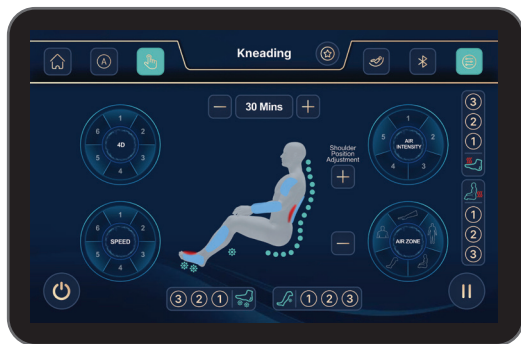
The first time you run a program, Body Scanning will initiate.



After scanning, PLUS/MINUS controls will appear allowing you to fine tune the shoulder height of the back mechanism, if needed. Wait for the count down or tap OK to start the program.



Once the body scan is finished, you will be brought to the in-use screen and your massage program will start. Use this screen to further customize your massage, if desired.



Voice Commands

This feature allows you to control your chair and massage experience completely hands-free by using one of the many voice commands below. To activate, simply say *“Hey Infinity”* OR *“Hi Infinity”*. You may now give your chair any of the listed commands **within 5 seconds**:

MASSAGE PROGRAMS:

Demo Massage	All Air Massage
Relax Massage	Traditional Massage
Deep Tissue Massage	Easy Care Massage
Renew Massage	Lower Back Massage
Full Body Massage	Gentle Massage
Siesta Massage	Recovery Massage
Extension Massage	Refreshing Massage
Sports Relief Massage	Sleep Massage
Yoga Massage	Neck & Shoulder Massage
Meditate Massage	Waist & Back Massage
Glutes Massage	and more...

CHAIR COMMANDS:

Power On	Start Heat
Power Off	Heat Off
Start Foot Rollers	Zero Gravity
Foot Rollers Off	

Share a photo and tag us:

@Infinitymassagechairs

@infinity_chairs

@Infinitymassagechairs

Don't forget to use **#infinitymassagechairs**

INFINITY®

72 Stard Road, Seabrook, NH 03874
603-910-5000
www.infinitymassagechairs.com
Version 1.1

INFINITY®

MESSAGE CHAIRS

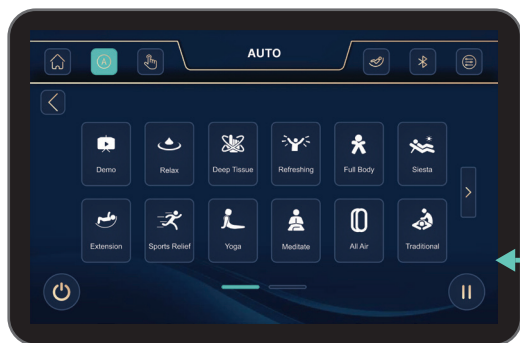
Quick Start Guide

Celebrity® Elite 4D Massage Chair



Alternatively, scan the **QR code** to watch a remote tutorial video.


INFINITY®



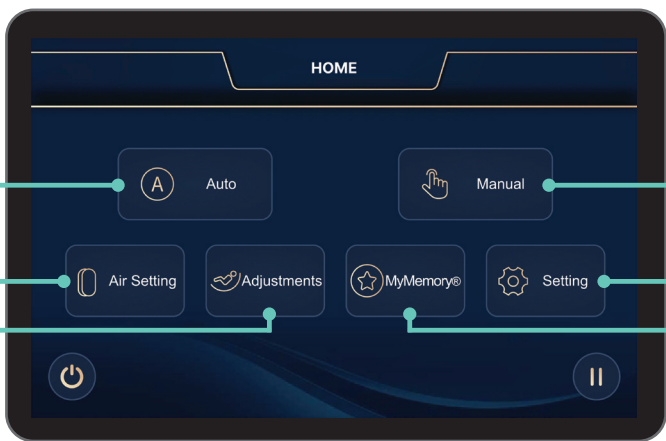
Auto Programs - Choose from 24 auto programs each one offering unique capabilities for a complete massage experience.



Air Settings - Tap an air zone and adjust the intensity level for a complete airbag compression therapy session.



Adjustment - complete control over the recline/incline, lifting/lowering the footrest, controlling the footrest's in/out function, and adjusting 3 levels of zero gravity.



Home - Navigate all programs, settings, and options from the home screen. When opening a new screen, you will have access to a new top navigation panel with more settings to choose from. See below to view these settings:



Home Shortcut - Tap this button to be taken to the home screen from any screen that you are currently on.

Auto Shortcut - Tap this button to go to the Auto Program screen, choose from 24 expertly crafted massage programs.

Manual Shortcut - Tap this button to be taken to the Manual Settings screen, customize settings and find the perfect treatment for you.

MyMemory® Shortcut - Have a favorite massage program or manual session? Save to memory and recall it whenever you desire.

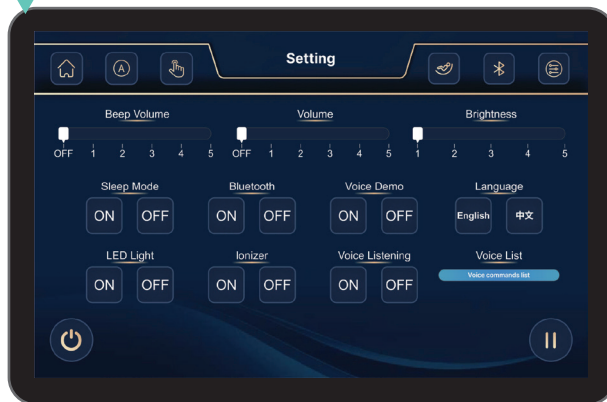
Adjustments Shortcut - Tap this button to make adjustments to your chair such as incline/recline and choose a zero gravity recline option.

Bluetooth® Shortcut - Turn Bluetooth on/off and pair your smart device to the chair to play your music, podcast, or favorite audio.


In-Use Shortcut - Tap this button to get back to a running program's In-Use screen.



Manual Settings - Fully customize your own massage session changing options on this screen.



Settings - Adjust beep and audio volume, screen brightness, turn on/off Sleep Mode, Bluetooth®, Language, LED lights, Air Ionizer, Voice Listening, and access Voice List (Commands).



MyMemory® - Save your favorite auto program or manual massage setting to 6 available memory slots. Remove them by tapping on the “X” located in the upper right corner.