

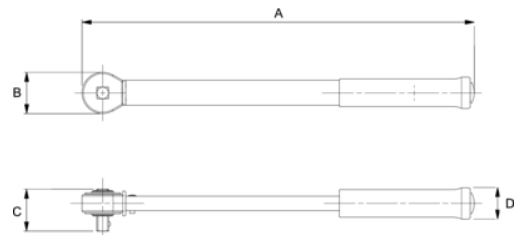


**2502MRMHW**  
**3/8 Drive, 50-250 In. Lb. Micro-Adjustable Torque Wrench Metal Handle**










**PRODUCT DETAILS**

- Dual scale, calibrated clockwise only
- Positive lock with spring loaded pull down lock ring
- Fast, accurate and easy to set
- Easy-to-read laser marked scales
- 1/4", 3/8", 1/2" drive feature quick release buttons which provide good socket retention as well as easy socket retention
- Accuracy:  $\pm 3\%$  CW of indicated value, CW from 20% to 100% of full scale
- Meets or exceeds ASME standards, ISO 6789 standards
- Individually serialized with matching certificate of calibration traceable to N.I.S.T



PRODUCT ATTRIBUTES

Product: **2502MRMHW**

	1 ozf.in		0.12 lbf.in		50-250 lbf.in
 lbf-ft		 N·m	5.6-28 N·m	 lb	0.85 lb
	3/8 in	<b>A</b>	10.9 in	<b>B</b>	0.856 in
<b>C</b>	0.600 in	<b>D</b>	1.06 in	