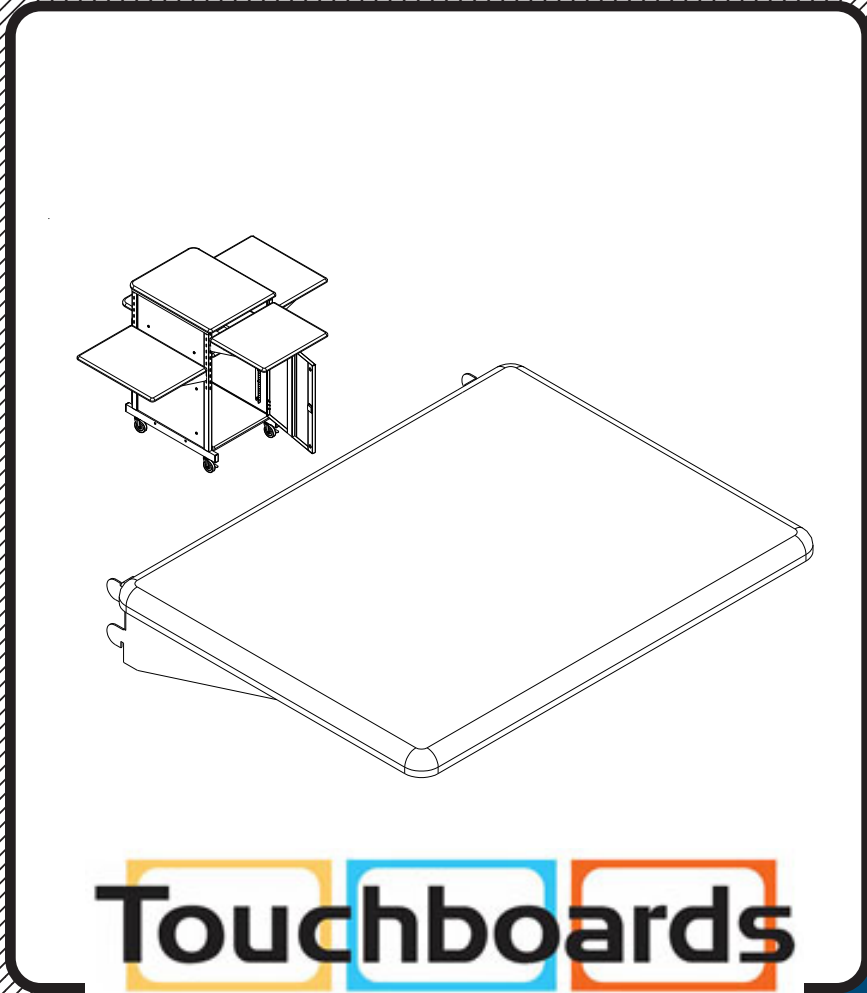




Optional Shelf Xtra-Wide Presentation Cart

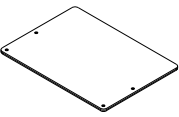


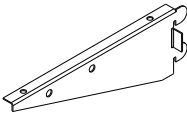
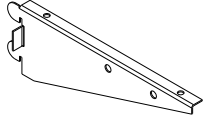


Touchboards

205 Westwood Ave, Long Branch, NJ 07740
Phone: 866-94 BOARDS (26273) / (732)-222-1511
Fax: (732)-222-7088 | E-mail: sales@touchboards.com

Assembly Instructions

Optional Shelf - Xtra Wide-Presentation Cart

Part	Drawing	Description	Qty	Part	Drawing	Description	Qty
P-1		Side Shelf	1 EA	<div style="border: 2px solid black; border-radius: 15px; padding: 10px;"> <p style="text-align: center;">Hardware List</p> <p>A  M6X12mm Socket Screw 4 EA</p> <p>B  Allen Wrench 1 EA</p> <p style="text-align: center;"><i>We recommend that you assemble this unit on a table.</i></p> </div>			
P-2		Right Shelf Bracket	1 EA				
P-3		Left Shelf Bracket	1 EA				

READ THROUGH INSTRUCTIONS FROM BEGINNING TO END BEFORE STARTING TO ASSEMBLE UNIT.

- 1.) Identify and Separate all the Parts and Hardware.
- 2.) Attach Right Shelf Bracket (P-2) and Left Shelf Bracket (P-3) to Side Shelf (P-1) using 4 Flat Head screws (A) as shown in illustration # 1.
(Finger tighten only)

Should you require assistance during assembly, please call our Customer Service Department Monday - Friday 8 a.m. - 5 p.m. Central Standard Time 1-800-749-2258

Missing Parts or UPS Damaged Parts
For Your Convenience you can EMAIL us at **support@moorecoinc.com**
24HOURS 7 DAYS A WEEK

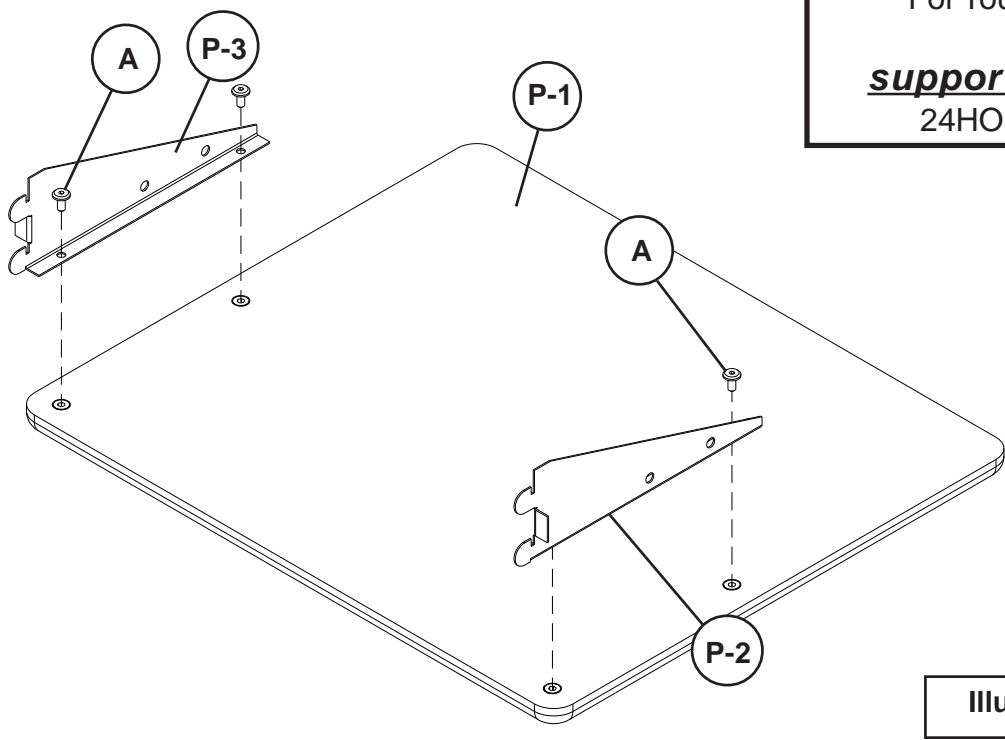


Illustration # 1

Optional Shelf for Xtra-Wide Presentation Cart

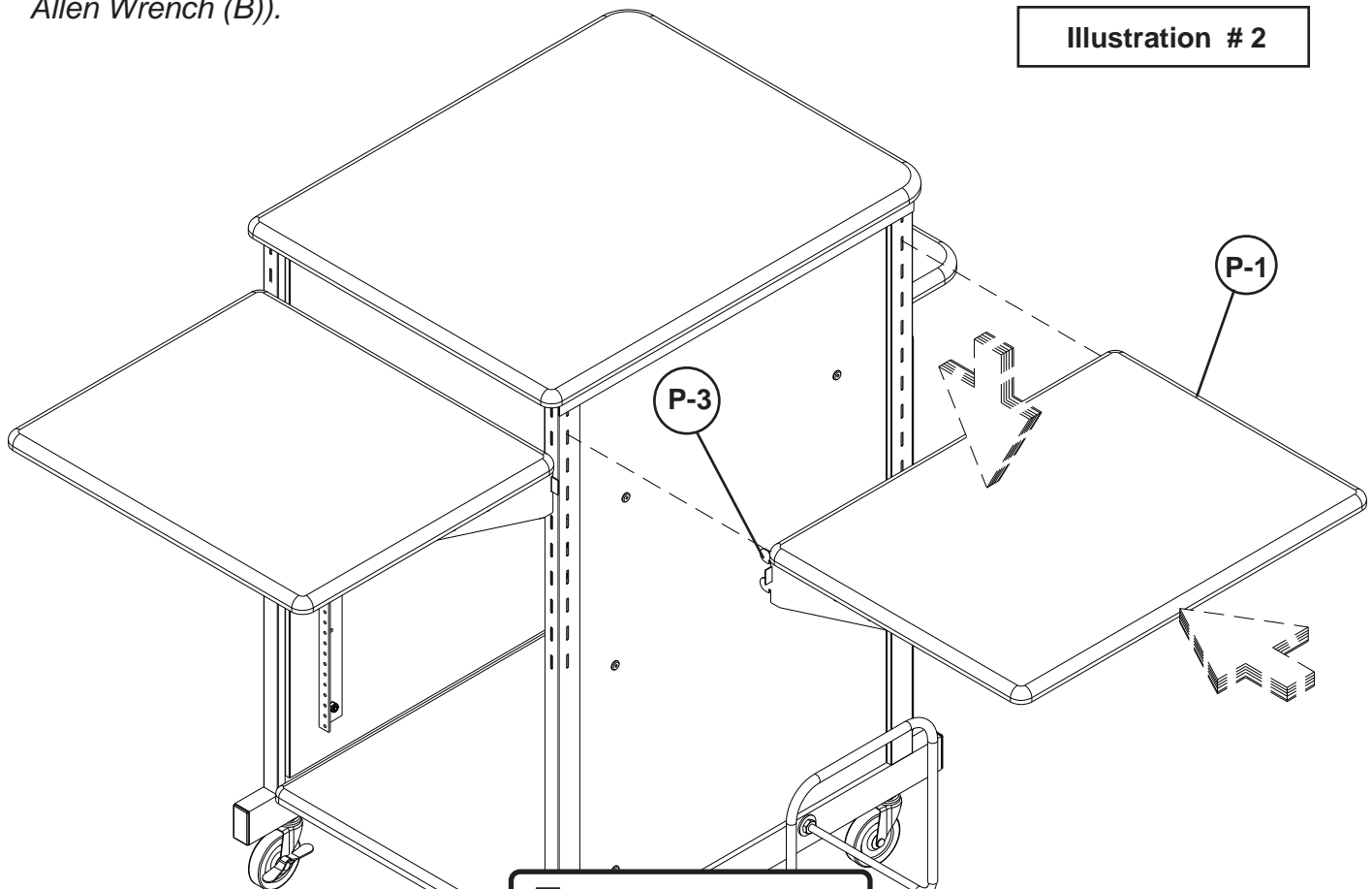
3.) Attach Side Shelf to the Left or Right Leg Assembly of Xtra-wide Presentation Cart #27517 at the desired height as shown in illustration # 2.

4.) Attach Right Shelf Bracket (P-2) and Left Shelf Bracket (P-3) to the Left or Right Leg Assembly of Xtra-wide Presentation Cart #27517 at the desired height as shown in illustration # 2.

(Tighten 4 screws under Side Shelf (P-1) using Allen Wrench (B)).

Do not use unless all screws are tight. At least every six months, check all screws to be sure they are tight. If parts are missing, broken, damaged, or worn, stop use of the product until repairs are made by your dealer using factory authorized parts.

Illustration # 2



Important

The Balt product you have purchased is guaranteed against material and workmanship defects. This guarantee extends 1 year from date of purchase. Should this product fail to function satisfactorily under normal use due to defect or imperfection, the defective part or product will be replaced. Damage caused by common carriers during shipment is not included in this guarantee.

This guarantee sets forth all applicable guarantees and remedies. No other warranty, expressed or implied shall apply. Failure to follow instructions found in Important Information Section of Owner Sheet shall void the guarantee. Consequential or incidental damages and or costs are not refundable.