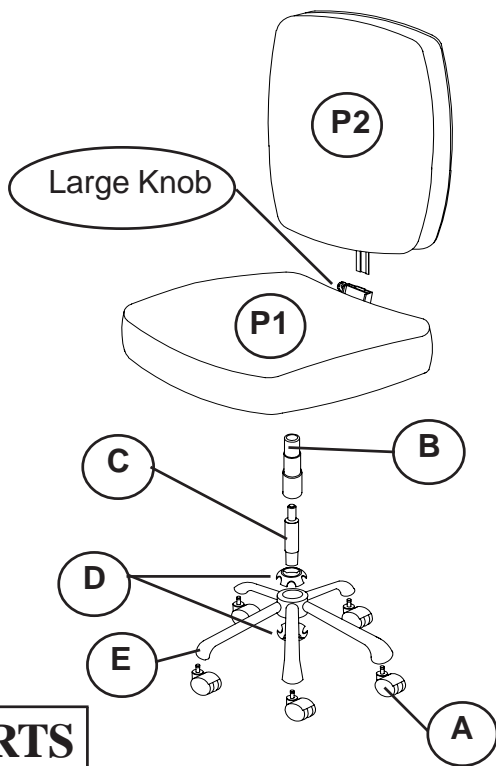




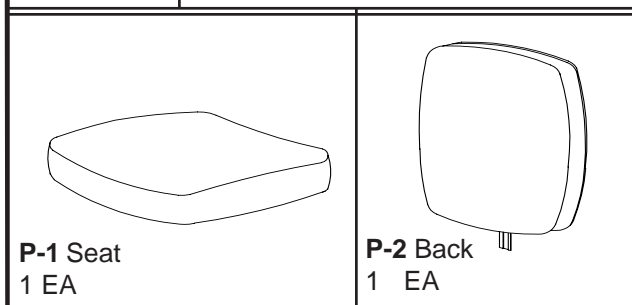
## Titan Chair #34663





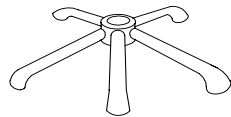


### Assembly Instructions

1. Push in five Casters (A) into Base (E)
2. Insert Pneumatic Cylinder (C) into top of Base (E)
3. Snap on two piece Cover (D) around center of Base (E)
4. Place Telescoping Sleeve (B) over Pneumatic Cylinder (C)
5. Insert the top of the Pneumatic Cylinder(C) into the large hole in the bottom of the Seat(P-1)
6. Insert the Back (P-2) into the back post slot in the Seat (P-1)
7. Tighten the large knob on the side of the Seat(P-1) to lock the Back (P-2) and back post into place

### PARTS



				
<b>A Caster</b> 5 EA	<b>B Sleeve</b> 1 EA	<b>C Cylinder</b> 1 EA	<b>D Cover</b> 1 EA	<b>E Base</b> 1 EA

