

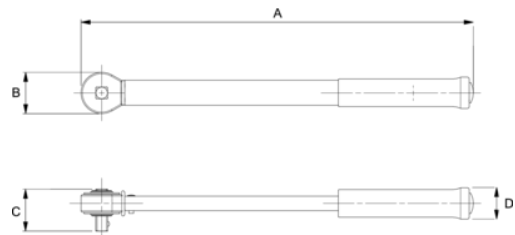


## 501MRMHW 1/4 Drive, 10-50 In. Lb. Micro-Adjustable Torque Wrench










### PRODUCT DETAILS

- Dual scale, calibrated clockwise only
- Positive lock with spring loaded pull down lock ring
- Fast, accurate and easy to set
- Easy-to-read laser marked scales
- 1/4", 3/8", 1/2" drive feature quick release buttons which provide good socket retention as well as easy socket retention
- Accuracy:  $\pm 3\%$  CW of indicated value, CW from 20% to 100% of full scale
- Meets or exceeds ASME standards, ISO 6789 standards
- Individually serialized with matching certificate of calibration traceable to N.I.S.T



PRODUCT ATTRIBUTES

Product: **501MRMHW**

	0.5 ozf.in				10-50 lbf.in
	lbf.ft		N·m	1.4-5.4 N·m	 2.5 lb
	1/4 in	<b>A</b>	9.6 in	<b>B</b>	0.861 in
<b>C</b>	0.531 in	<b>D</b>	1.06 in	