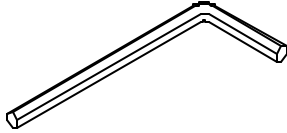



Assembly Instructions:

(4) 044541
Bolt 1/4-20 x 20 mm
Joint Connector

(1) 025039
Allen Wrench
4mm



Before you begin, please make sure all parts and proper quantities are included. Any parts damaged during shipment must be reported within 15 days of receipt. To report information regarding damages or if you have any questions, please call 1-800-235-1262.



LINK HANDLES #55132

1 ATTACHING THE HANDLES

A. Attach the handle to the corner columns by screwing the 20mm Bolts through the handle into the threaded inserts.

See Figure 1.

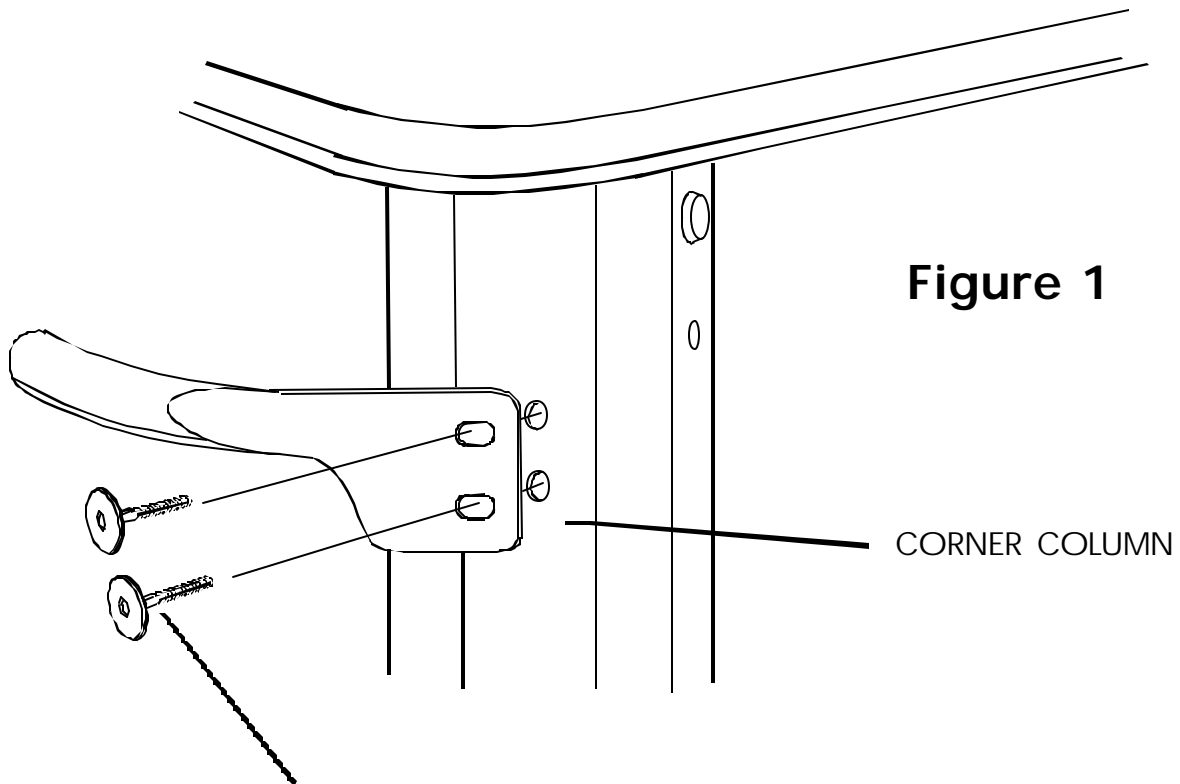


Figure 1

1/4-20 x 20MM JOINT CONNECTOR BOLTS