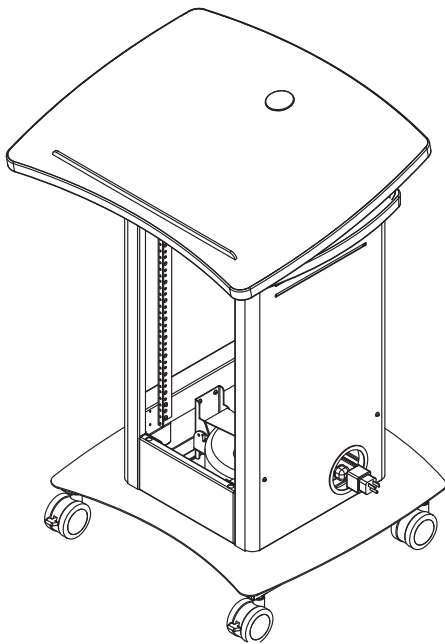
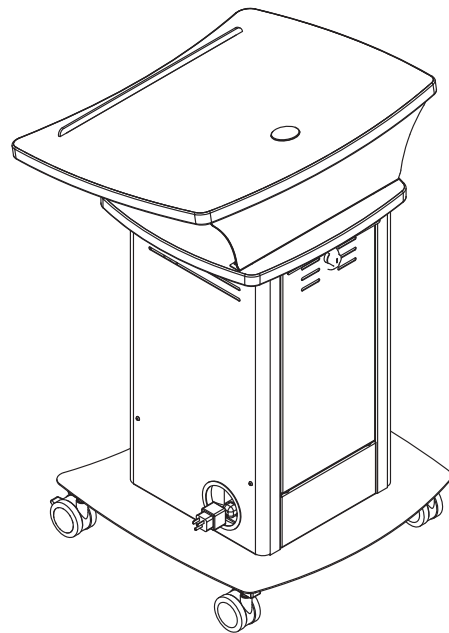


Bantam Half Rack Lectern™

55424



(shown with optional
cord reel)



(shown with optional
cord reel)

Important

Before using this product:

- Read this manual
- Comply with all safety and operating instructions
- Ensure all parts and correct quantities are included

Any parts damaged during shipment must be reported within 15 days of receipt. To report information regarding missing parts or damage, to purchase parts or accessories, or if you have any questions, please contact us.

Thank you for purchasing Spectrum products!

Spectrum Industries, Inc
925 First Avenue, Chippewa Falls, WI 54729 USA
800 235 1262
715 723 6750
www.spectrumfurniture.com

Touchboards

205 Westwood Ave, Long Branch, NJ 07740
Phone: 866-94 BOARDS (26273) / (732)-222-1511
Fax: (732)-222-7088 | E-mail: sales@touchboards.com

⚠ Important Safety and Care Instructions ⚠

- Read this owner's manual before assembly or operation.
- Do not allow children to move the lectern.
- Proceed slowly and carefully when moving the lectern.
- For indoor use only. Do not install or store the lectern where it will be exposed to moisture.
- Do not block the ventilation openings.
- Avoid uneven loading of the equipment into the lectern. Uneven weight distribution could cause the lectern to tip when the lectern is moving.
- Do not allow anyone to sit, stand, or climb on the lectern.
- Use a damp, soft-cloth, or sponge, with mild soap or detergent solution to clean dirty surfaces. **Do not use harsh solvents or abrasives.**
- This lectern is intended for institutional use. It does not have any user-serviceable parts or user-maintenance requirements. If servicing is necessary, please contact Spectrum Industries for assistance.

⚠ Warning - Relocating audio and/or video equipment to furniture not specifically designed to support audio and/or video equipment may result in death or serious injury due to the furnishing collapsing or over turning onto a child.

⚠ Warning - Death or serious injury may occur when children climb on audio and/or video equipment furniture. A remote control or toys placed on the furnishing may encourage a child to climb on the furnishing and as a result the furnishing may tip over on to the child.

Electrical Safety:

- Do not plug the power cord into an extension cord.
- Inspect power cords for damage before each use. Do not use power cords that are damaged.
- Unplug power cord from electrical outlet by gripping the cord. Do not unplug the power cord by pulling only on the cord.
- Do not step on, drive over, drag, or place objects on the power cord.
- For added safety, plug the lectern into a grounded outlet controlled by a GFI (Ground Fault Interrupter) circuit breaker.
- Electrical devices are not toys. Children are often unaware of the hazards associated with electrical devices. This lectern must always be used by adults or with adult supervision.

Assembly / Setup

Half-rack equipment installation

12 $\frac{1}{16}$ " of depth is available for rack-mount equipment. **Figure 1.** Install with 10-32 screws (not included).

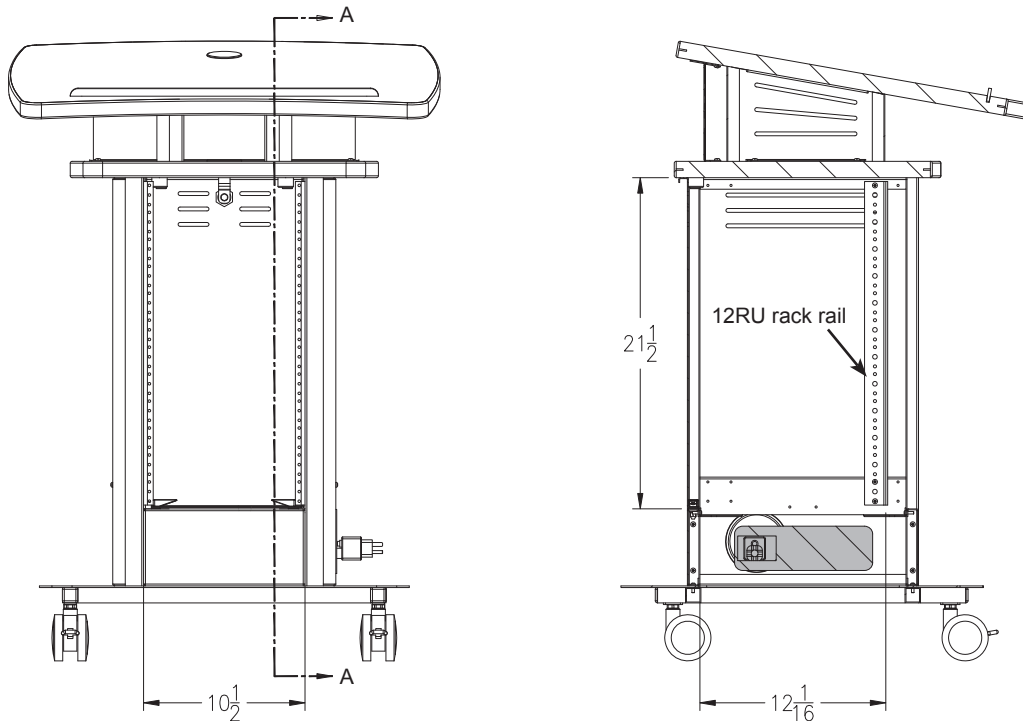


Figure 1

Section View A-A

Audience-side door

1. To remove the door, rotate the locking handle and lift out the door. **Figure 2.**
2. To replace the door, align the lower pins with the holes and set the door into the opening.
3. Tip the door up into place and rotate the locking handle to secure.

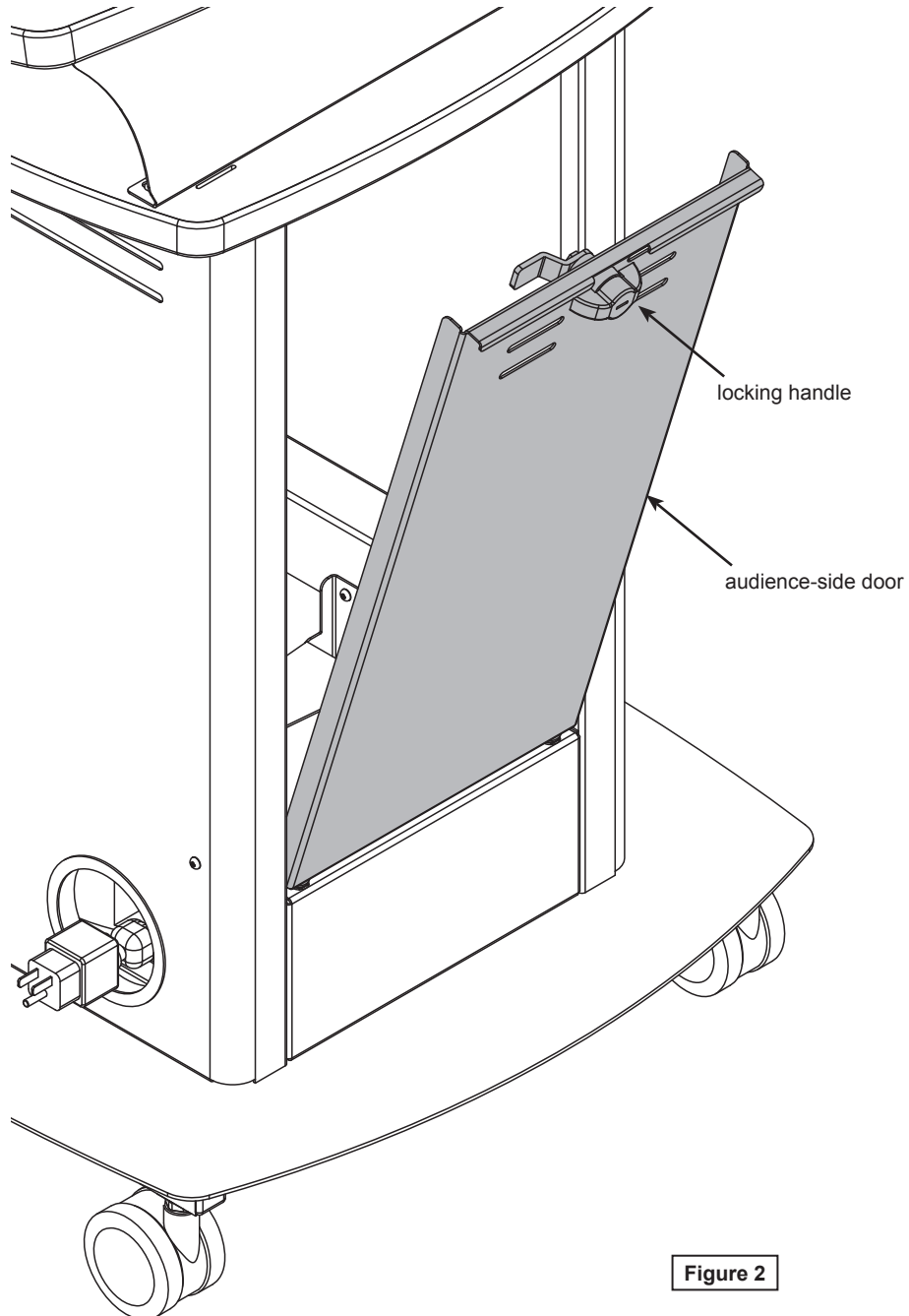


Figure 2

Door stop adjustment

If necessary, the offset door stops can be rotated slightly to adjust the closed position of the door.

1. To rotate, loosen the JC bolt slightly with a 4mm hex wrench. **Figure 3.**
2. Rotate the door stop until the door is positioned correctly.
3. Re-tighten the JC bolt securely.

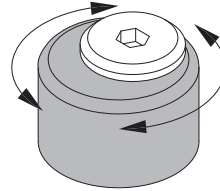
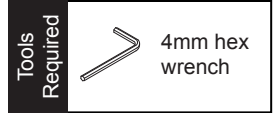


Figure 3



Wheel operation

1. To lock the wheel rotation, press the brake lever. **Figure 4.**
2. To resume operation, lift up on brake lever.

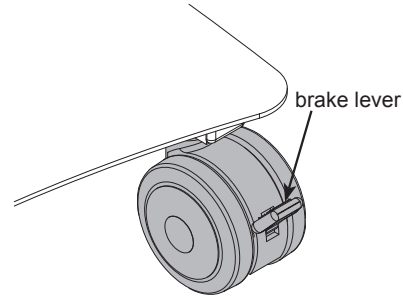


Figure 4

Moving and parking the lectern

- Before moving, unplug and secure all power cords.
- Close and lock doors.
- Remove any items from the top of the worksurface.
- Unlock the casters.
- Push slowly and carefully. Do not move over uneven or irregular surfaces.
- Do not allow children to move.
- Lock the casters after moving.
- Do not park unit in areas of heavy traffic.
- Do not run power cords across hallways, classrooms, or other areas where they will be walked on.
- Do not leave unit unattended in areas where children have access.
- Keep doors closed and locked whenever unit is unattended or parked.
- Keep casters locked whenever the lectern is unattended.

**WARNING
ATTENTION**

CAN TIP OVER RESULTING IN RISK OF INJURY, DO NOT ALLOW CHILDREN UNDER 16 TO MOVE CART. MOVE CART SLOWLY.

PEUT BASCULER, ENTRAINANT UN RISQUE DE BLESSURE, NE LAISSEZ PAS LES ENFANTS DE MOINS DE 16 POUR DEPLACER PANIER. DEPLACER PANIER LENTEMENT

ONLY ADULTS SHOULD MOVE THIS UNIT

SEULS LES ADULTES DEVRAIENT PASSER CET APPAREIL

APPLY MOVING FORCE ON NARROW DIMENSION

APPLIQUER UNE FORCE EN MOUVEMENT SUR LA DIMENSION


NEVER APPLY FORCE AT TOP ALWAYS PUSH NEAR MIDDLE

JAMAIS EMPLOYER LA FORCE EN HAUT TOUJOURS POUSSER PRES DU MILIEU

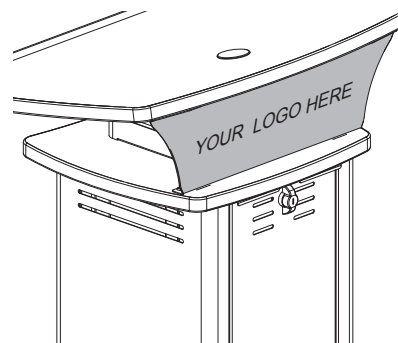
PUSH, DO NOT PULL

POUSSER, NE TIREZ PAS

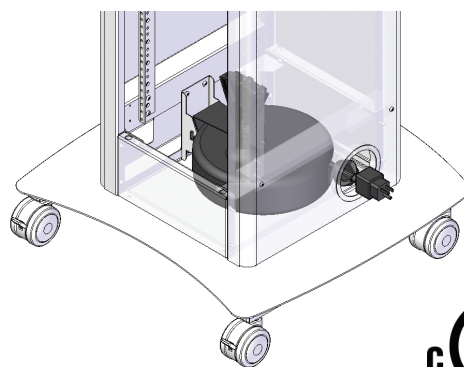
Options



Instructor-side panel
removable with acrylic panel
55426



Custom-cut Logo Panel
(audience-side)
17 $\frac{7}{16}$ "W x 6 $\frac{1}{4}$ "H
55427



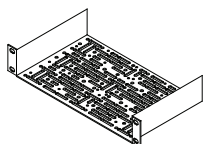
Retractable Cord Reel Kit
15' [457.2 cm] retractable, 12 AWG,
with breaker, 10 lbs [.45 kg]
99029



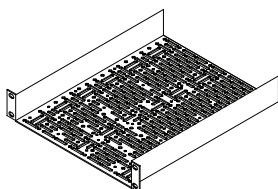
1/2 Rack Accessories

Note: 1/2 rack accessories with a depth greater than 12 $\frac{1}{16}$ "D will not fit in the Bantam Lectern. Check the dimensions of all equipment before installation.

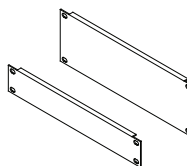
The cord reel is intended to provide temporary access to electrical outlets for Spectrum mobile lecterns. Check local electrical codes prior to installation.



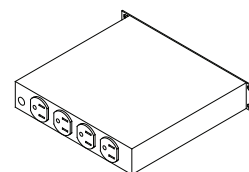
**1/2 Rack Vented
Cantilever Shelf 5 $\frac{1}{2}$ "D**
10 $\frac{3}{8}$ "W x 5 $\frac{1}{2}$ "D x 1 $\frac{3}{4}$ "H
(1RU)
97010



**1/2 Rack Vented
Cantilever Shelf 11 $\frac{1}{2}$ "D**
10 $\frac{3}{8}$ "W x 11 $\frac{1}{2}$ "D x 1 $\frac{3}{4}$ "H
(1RU)
97011



1/2 Rack Blanks
10 $\frac{3}{8}$ "W (fills rack spaces where
components are not needed)
97012 - (1RU)
97014 - (2RU)



**1/2 Rack 4-Outlet Power
Strip 15-amp (1RU)**
10 $\frac{3}{8}$ "W x 7 $\frac{3}{16}$ "D x 1 $\frac{3}{4}$ "H
97013

Warranty Statement

WE WILL MAKE IT RIGHT FOR YOU!

Spectrum is committed to provide complete customer satisfaction. Each of our products is manufactured from the best materials available and each product is stringently monitored throughout the production process through our P.A.C.E. program (Product Assurance to meet Customer Expectations).

We expressly warrant that Spectrum products will be of good quality and workmanship and free from defect for the period set out in the warranty table below from the date of delivery. This warranty shall not apply to defects or damage resulting from misuse, abuse, neglect, improper care, modification or repair not authorized by Spectrum, or any other cause outside the control of Spectrum. Spectrum will, at its sole option, either repair or replace the defective product.

This warranty is exclusive; no other warranty, written or oral, is expressed or implied. This warranty is given by Spectrum to Buyer and to no other person or legal entity. No Spectrum dealer, distributor, agent or employee is authorized to make any modification or addition to this warranty.

NOTWITHSTANDING ANYTHING TO THE CONTRARY, SPECTRUM WILL NOT UNDER ANY CIRCUMSTANCES BE LIABLE FOR INDIRECT OR LIQUIDATED DAMAGES, INCLUDING CONSEQUENTIAL, INCIDENTAL AND SPECIAL DAMAGES. IN NO EVENT SHALL SPECTRUM'S LIABILITY, WHETHER UNDER CONTRACT OR WARRANTY, IN TORT OR OTHERWISE, EXCEED THE PURCHASE PRICE RECEIVED BY SPECTRUM FOR THE PRODUCT AT ISSUE AND "RECALL ACTION" EXPENSES. SPECTRUM SHALL NOT BE SUBJECT TO ANY OTHER OBLIGATIONS OR LIABILITIES, WHETHER ARISING OUT OF BREACH OF CONTRACT, WARRANTY, TORT (INCLUDING NEGLIGENCE AND STRICT LIABILITY) OR OTHER THEORIES OF LAW, WITH RESPECT TO PRODUCTS SOLD OR SERVICES RENDERED BY SPECTRUM, OR ANY UNDERTAKINGS, ACTS OR OMISSIONS RELATING THERETO.

Our Customer Service Department is ready to provide immediate attention to any questions, comments or concerns. They are available to answer your calls Monday through Friday from 7 am to 5 pm CST. In addition your product comments or concerns are welcome via e-mail at: spectrum@spectrumfurniture.com.

Warranty Table

Item	Warranty Period
• Adjustable Crank/Electric Desk Legs	• 1 Year
• Flat Panel Desk Gas Cylinders	
• Adjustable Height Chair Parts – including frames, gas cylinders, wood and plastic parts, and control handles • Adjustable Height Chair Parts Casters	• 7 Years
• Adjustable Height Chair Upholstery	• 2 Years
• In-Stock Upholstery	• 2 Years
• Graded-In Fabrics and Customer Owned Material	• No Warranty
• Height Adjustable Columns and Lifts	• 1 Year
• General Use Casters	
• Electrical	
• Keyboard/Mouse Trays	
• Flat Panel Monitor Arm – General Parts	• 5 Years
• Flat Panel Monitor Arm – Gas Cylinders	• 2 Years
• Computer Desk Chassis	• 10 Years
• Cart Chassis	
• Lectern Chassis	

