


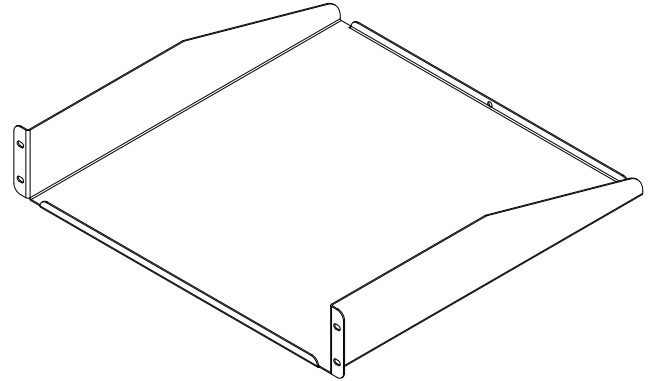
Assembly Instructions

Important

Before you begin, please make sure all parts and proper quantities are included. Any parts damaged during shipment must be reported within 15 days of receipt. To report information regarding damage, to purchase parts or accessories, or if you have any questions, please contact us at:

www.spectrumfurniture.com
715-723-6750, 800-235-1262

Thank you for purchasing Spectrum products!

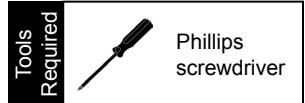


(4) 050184
10-32 x 5/8" PHMS

Rack-mount cantilever shelf (2RU)
97504

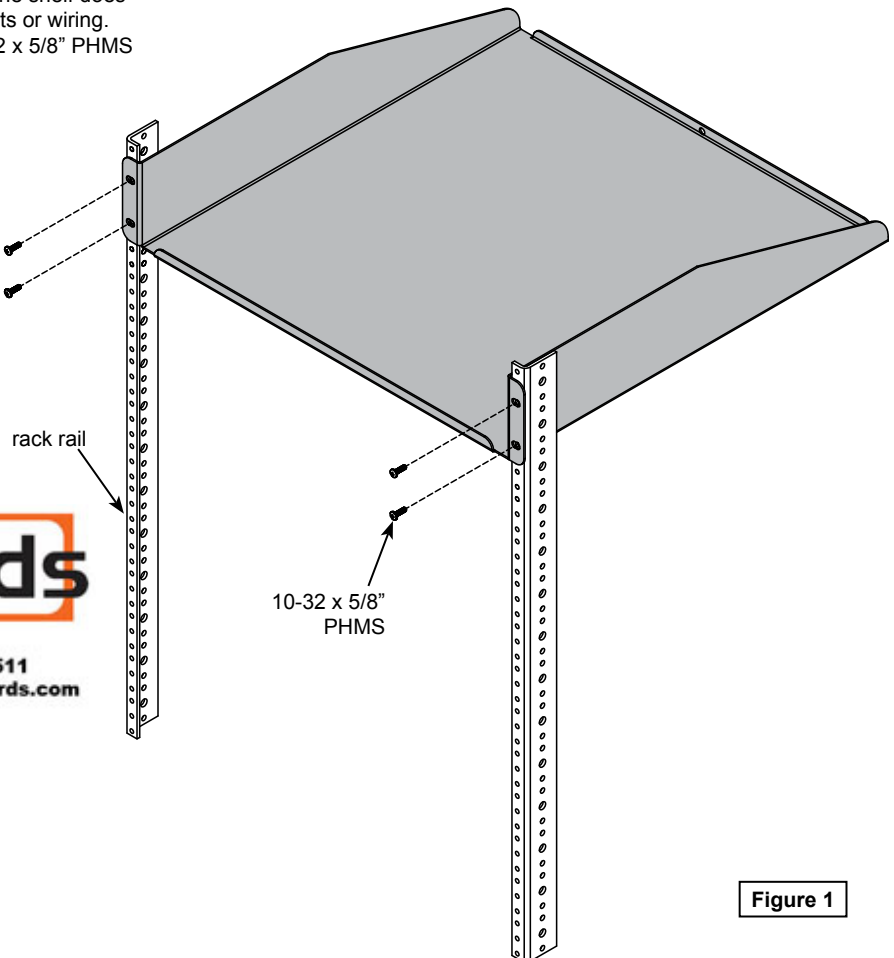
Attach shelf to rack rail

1. Determine the preferred mounting location for the shelf on the rack rail. (The shelf requires 2RU). Be sure the shelf does not interfere with other rack-mount components or wiring.
2. Attach the shelf to the rack rail using (4) 10-32 x 5/8" PHMS and tighten securely. **Figure 1.**



Touchboards

205 Westwood Ave, Long Branch, NJ 07740
Phone: 866-94 BOARDS (26273) / (732)-222-1511
Fax: (732)-222-7088 | E-mail: sales@touchboards.com



Note: Do not exceed 50 lbs
max load on shelf.

Figure 1