


AUTOVIEW™ IR

PRESENTER'S CAMERA CONTROL SYSTEM WITH ADJUSTABLE ACTIVE INFRARED, CEILING-MOUNTED PRESENCE SENSORS

Vaddio's AutoVIEW IR Ceiling-Mounted Presenter Camera Control System provides for automated presenter control over the Vaddio family of camera switching systems. The AutoVIEW IR System is activated when a presenter moves into one of the active infrared presence sensing zones. Camera presets are assigned to those zone locations and programmed into Vaddio's ControlVIEW Xtreme. As the presenter walks into different IR zones in the room (i.e., behind the lectern, up to the whiteboard, etc.) the active IR sensor detects the presence of the presenter within the zone and triggers the AutoVIEW Control Expander, which in-turn commands the cameras attached to the ControlVIEW Xtreme to move to that area or zone of the room automatically. The AutoVIEW Active IR Sensor is adjustable for precise presenter control over each IR sensing zone. Each active IR sensor is equipped with a metal mounting enclosure that can be mounted in acoustical ceiling tiles or sheetrock ceilings. The AutoVIEW IR System is the perfect addition to the Vaddio ControlVIEW Xtreme or the original ControlVIEW Camera Controller when used in a hands-free, presenter controlled camera-switching conferencing environment. The AutoVIEW IR System uses the AutoVIEW Control Expander (formerly Vaddio's ControlVIEW Control Expander) and up to 12 IR sensors or other triggering devices including Vaddio's StepVIEW™ Mats can be connected to the AutoVIEW ports on the AutoVIEW Control Expander.



WHAT'S INCLUDED

- AutoVIEW Control Expander with Vaddio's PowerRite™ Power Supply
- Three (3) active IR sensors with metal mounting enclosures, tile support rails and dark acrylic lens covers
- Three (3) AutoVIEW IR Interface Controllers with one (1) PowerRite Power Supply per interface controller
- Three (3) 3'(.9m) Cat. 5 patch cables

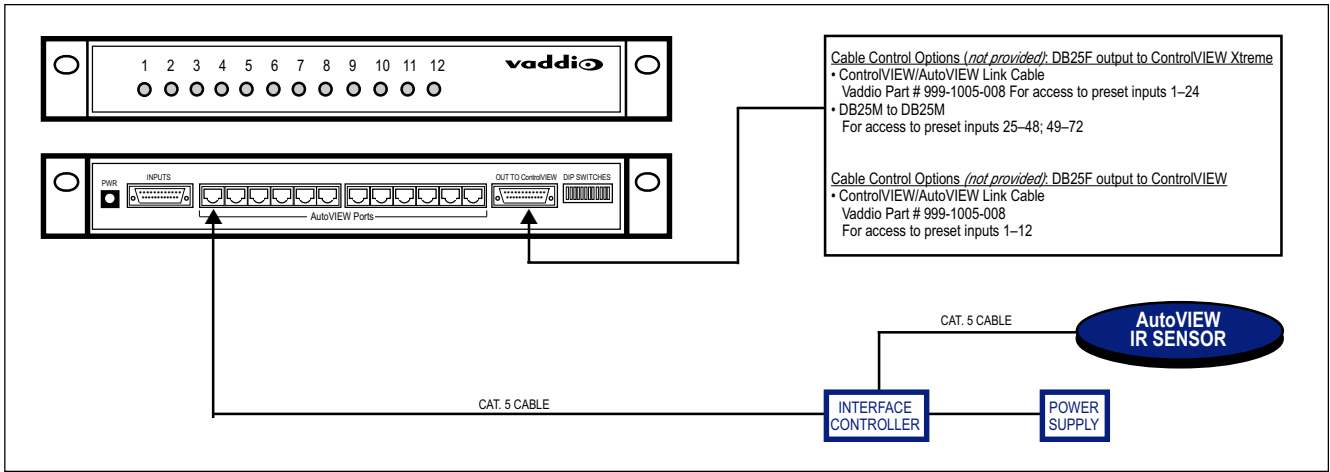


Figure 1 – AutoVIEW Control Expander front and rear panels with connectivity detail.

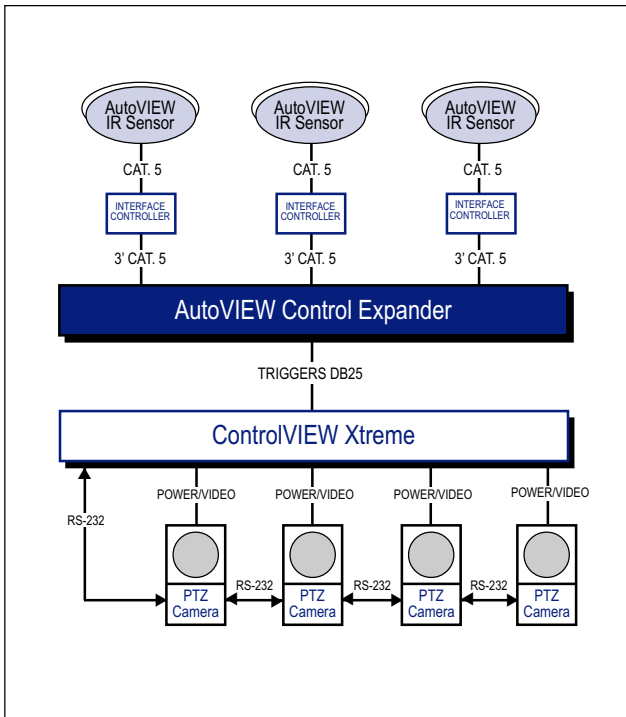


Figure 2 – Three sensor AutoVIEW IR System.

TECHNICAL SPECIFICATIONS

AutoVIEW Control Expander

Input Port Connectors	(12) RJ-45 Female Jacks
Output Connectors (to ControlVIEW)	(1) DB25 Female Connector
Mixer (trigger) Input connectors	(1) DB25 Female Connector
DIP Switch Program	ON = 0 V; OFF = -5 V, 3.3 V, and 5 V

Weight 3.30lbs/1.3kg

Dimensions

Depth	6 1/4"/15.9cm
Width	16 3/4"/42.6cm
Height	1 3/4"/4.45cm RU

Power Supply 12 VDC, 750mA

AutoVIEW Active IR Sensor

Detection Method Active – near infrared reflection

Dimensions

Diameter	6 3/4"/171mm
Height	4 3/4"/120mm

Operating Height Ceilings 8'/2.44m to 13'/3.96

Power Supply 12 VDC, 750mA



205 Westwood Ave, Long Branch, NJ 07740
 Phone: 866-94 BOARDS (26273) / (732)-222-1511
 Fax: (732)-222-7088 | E-mail: sales@touchboards.com