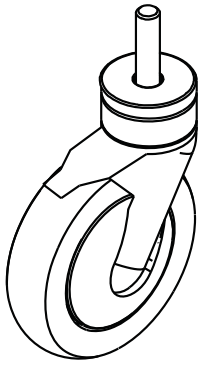


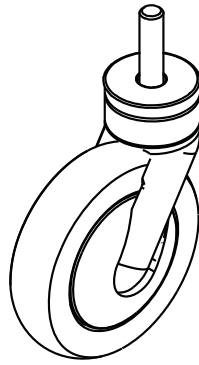
# Installation and Assembly: Accessory Caster Wheels for Practico Stand

**Model:** ACC332

Max Load Capacity: 110 lb (49 kg)



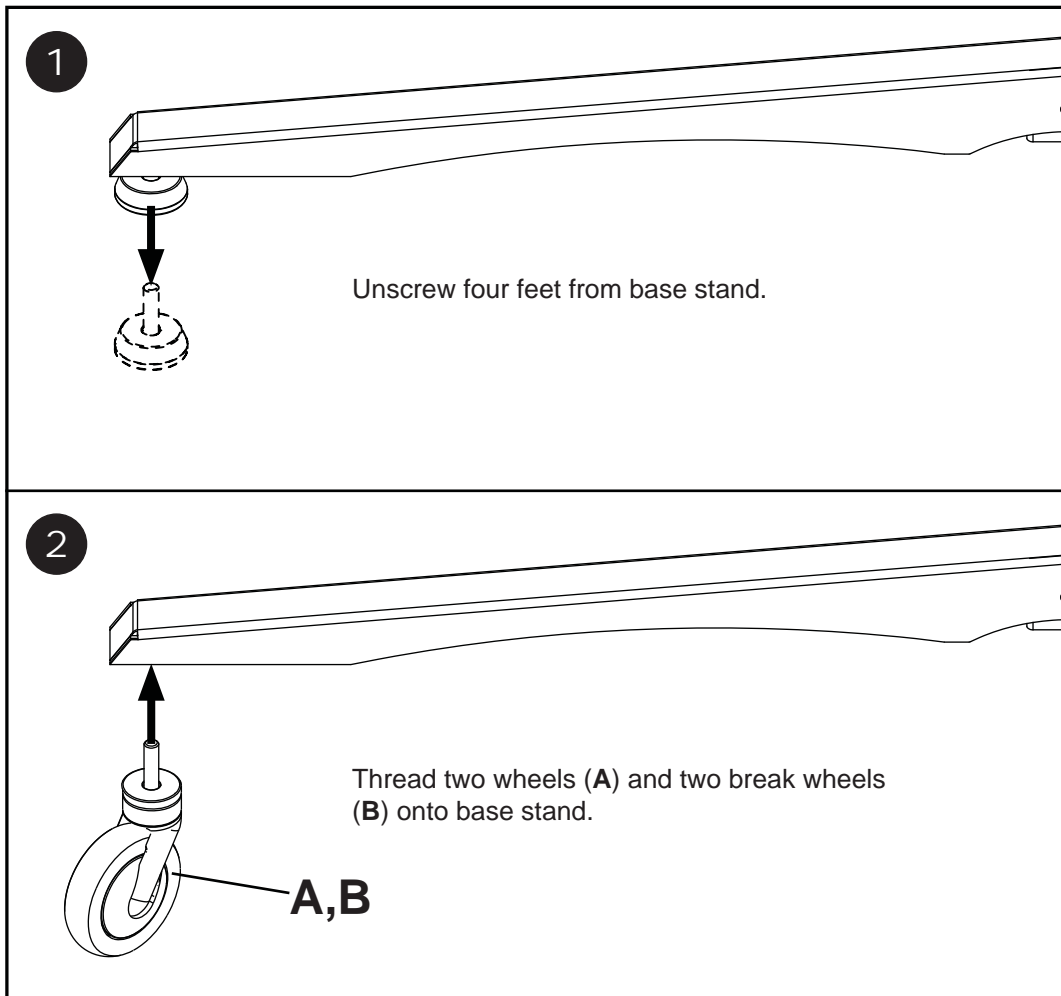
**B**



**A**

## Parts List

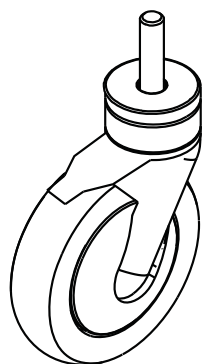
Description	Qty.
<b>A</b> wheel	2
<b>B</b> brake wheel	2



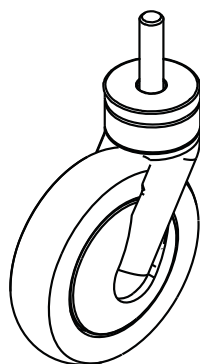
# Instalación y montaje: Caster Accesorio para Practico Soporte

**Modelo:** ACC332

Máxima capacidad de carga: 110 lb (49 kg)



**B**



**A**

## Lista de piezas

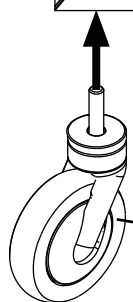
Descripción	Cant.
<b>A</b> ruedas	2
<b>B</b> ruedas freno	2

**1**



Desenrosque four pies de soporte.

**2**



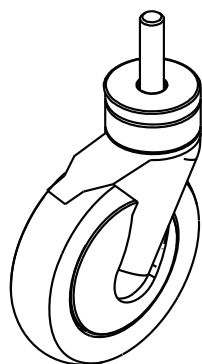
**A,B**

Apriete dos ruedas (**A**) y losdos ruedas de freno (**B**) en la base de soporte.

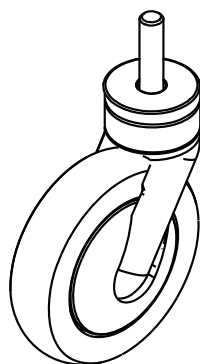
# Installation et assemblage: Roues de Accessoire pour Practico support

Modèle: ACC332

Capacité de charge maximale  
préconisée: 110 lb (49 kg)



**B**



**A**

## Liste des pièces

Description	Qté.
<b>A</b> roulettes	2
<b>B</b> roulettes frein	2

