

ADT875 and ADT878

Thermocouple Calibration Furnaces



- Temperature control from 100°C to 1210°C
- Two models to choose from: Reference (ADT878) and Standard (ADT875)
- Display Accuracy of $\pm 1.5^\circ\text{C}$ (ADT878)
- Stability of $\pm 0.1^\circ\text{C}$
- 4 on-board measurement channels (PC option)
- Process calibrator option provides a multi-channel readout for TCs, switches and transmitters, including task documentation and HART communication
- Portable, rugged and quick to temperature
- Self-calibration feature (PC option)
- Multi-zone temperature control
- Internal and external sensor control (PC option)
- Metallic interchangeable inserts
- Wi-Fi and Bluetooth capable
- Color touch screen display
- ISO 17025-accredited calibration w/data included
- Patent pending technology



OVERVIEW

We understand the many challenges associated with thermocouple calibration work. That is precisely why we decided to introduce the ADT875-1210 and ADT878-1210 Thermocouple Calibration Furnaces.

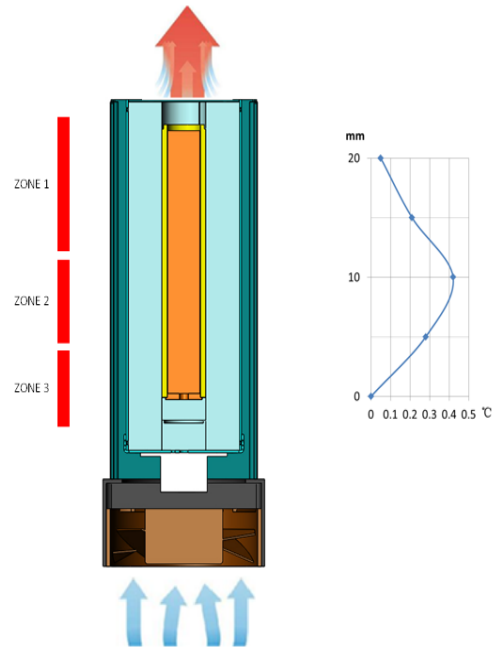
With an unmatched stability, uniformity and an optional on-board process calibrator, calibrating thermocouples has never been easier. With two separate units to choose from, the ADT875-1210 and ADT878-1210 furnaces include a patented multi-zone temperature control which provides a never before seen, highly stable and uniform heat source to ensure you get the best possible results from a modest investment. With metallic interchangeable inserts, users have the flexibility needed to service a wide variety of UUT's and the durability they have come to expect from Additel. The ADT875-1210 and ADT878-1210 can be purchased with or without our on-board process calibration electronics to provide flexibility for customers who are needing the best 1200°C heat source on the market.

If thermocouple calibration and/or verification work is part of your workload, you don't want to miss out on this opportunity to save valuable time and money with these best in class furnaces from Additel.

Temperature Control

The Additel ADT875 & ADT878 Thermocouple Calibration Furnaces have been designed with a unique and innovative way of controlling temperature and temperature gradients. We like to call it “Advanced Adaptive Control”. This exciting new design feature incorporates our patent pending wind tunnel control technology with Additel’s impressive 3-zone temperature control to provide the very best uniformity and stability possible.

Each ADT875 & ADT878 is tested and calibrated in Additel’s accredited laboratory (Brea, CA) to ensure that each unit is ready to go when the customer opens the package. The included accredited calibration certificate provides data relating to accuracy, stability and uniformity to help provide even more confidence in the testing and calibration of each and every ADT875 & ADT878 Thermocouple Calibration Furnace.



General Specifications

Specification	875-1210	878-1210
Temperature Range	100°C to 1210°C	
Display Accuracy	±1.2°C @ 100°C ±1.2°C @ 300°C ±1.2°C @ 600°C ±1.6°C @ 900°C ±2.0°C @ 1210°C	±1.0°C @ 100°C ±1.0°C @ 300°C ±1.0°C @ 600°C ±1.2°C @ 900°C ±1.5°C @ 1210°C
Stability	±0.1°C	
Axial Uniformity (20mm zone)	±0.6°C @ 100°C ±0.9°C @ 300°C ±1.2°C @ 600°C ±1.5°C @ 900°C ±1.5°C @ 1210°C	±0.4°C @ 100°C ±0.6°C @ 300°C ±0.8°C @ 600°C ±1°C @ 900°C ±1°C @ 1210°C
Radial Uniformity	±0.2°C @ 100°C ±0.3°C @ 300°C ±0.4°C @ 600°C ±0.8°C @ 900°C ±1°C @ 1210°C	±0.2°C @ 100°C ±0.3°C @ 300°C ±0.4°C @ 600°C ±0.6°C @ 900°C ±0.8°C @ 1210°C
Loading Effect	±0.5°C	
Environmental Conditions	8°C to 38°C guaranteed accuracy 0°C to 50°C, 0% to 90% RH non-condensing, 3000 M altitude for normal operation	
Storage Conditions	-20°C to 60°C	
Immersion Depth	XR style inserts = 138 mm (5.43") XS style inserts = 116 mm (4.57") (see insert ordering info for more details)	
Insert Size - OD	24.8 mm (0.98 inches)	
Heating Time	50 min: 23°C to 1210°C	
Cooling Time	50 mins: 1210°C to 300°C 50 mins: 300°C to 50°C	55 mins: 1210°C to 300°C 55 mins: 300°C to 50°C
Typical Time to Stability	15 min	
Resolution	0.01°C	
Units	°C, °F, and K	
Display	6.5 in (165 mm) color touch screen	
Size (H x W x D)	345 x 170 x 330 mm (13.6 x 6.7 x 13.0 in)	
Weight	10.6 kg (23.4 lbs)	



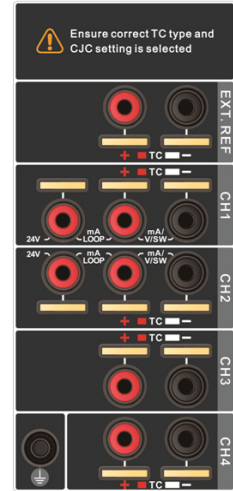
Specification	875-1210	878-1210
Power Requirements	115 V AC (±10%) or 230 V AC (±10%), switchable, 45-65 Hz, 580 W	
Mechanical Testing	Vibration: 2 g (10-500 Hz), 30 min for 2 sides Impact: 4 g three times Drop test: 500 mm (19.6 in)	
Communication	USB A, USB B, RJ45, WiFi, Bluetooth	
Localization	English, Chinese, Japanese, Russian, German	
Warranty	1 year	

Process Electronics



Both the ADT875 & ADT878 can be ordered with Additel's Process Calibrator (PC) option. The Process Calibrator Option combines the many features found in a thermocouple readout device and process calibrator with the ADT875 & ADT878 Calibration Furnaces.

This unique option includes Additel's patented Quick-Push connectors which accommodate virtually all TC connection types. The process option also includes the ability to measure a reference grade thermocouple and up to (4) under test channels. Channels 1 and 2 can measure mA, voltage, perform switch testing and source 24V DC. In addition to these measurement functions, the process option provides full documenting capability of creating tasks, saving "as found" and "as left" results and HART communications for simplified transmitter work. The snapshot feature allows users to capture all information displayed on the screen with a touch of the screen. This optional add-on allows for data logging of all channels using our auto step and a ramp functions. By utilizing the external reference option users can select to control to the furnace set point using an external control probe, which helps to reduce uncertainties. The external control probe feature also facilitates the handy self-calibration feature!



ADT875 & ADT878 Process Calibrator [PC] option electronics

Input Specifications (Process Calibrator [PC] Option)

Specification	875-1210	878-1210
TC Measurement Channels	Patented TC terminals: Accepting S, R, K, B, N, E, J, T, L, and U	
TC Measurement Accuracy Type K Ch. 1-4 (excluding sensor)	±0.182°C @ 100°C ±0.266°C @ 300°C ±0.310°C @ 600°C ±0.397°C @ 900°C ±0.517°C @ 1210°C	±0.172°C @ 100°C ±0.236°C @ 300°C ±0.251°C @ 600°C ±0.304°C @ 900°C ±0.382°C @ 1210°C
TC Range	-75 mV to 75 mV (UUT Channels 1-4) -18 mV to 18 mV (Reference Channel)	
TC Resolution	0.0001 mV, Input Impedance < 10Ω	
TC Voltage Accuracy	0.02% RD + 8μV (ch. 1-4) 0.01% RD + 2μV (ref ch.)	0.01% RD + 8μV (ch. 1-4) 0.005% RD + 2μV (Ref ch.)
Internal CJC Accuracy	±0.35°C (ch. 1-4) ±0.25°C (ref ch.)	±0.30°C (ch. 1-4) ±0.20°C (ref ch.)
Current Range	-30 mA to 30 mA	
Current Accuracy	±(0.02% of rdg + 2μA)	±(0.01% of rdg + 0.6mV)
0.001 V; Input impedance:>1M	0.0001V	0.0001V
DC 24V Output	24 V ± 10%, MAX 60 mA	
Hart Communication	Optional (ADT875PC and ADT878PC Models)	
"Temperature Coefficient 0°C to 8°C and 38°C to 50°C	TC Readouts: ±5 ppm FS/°C Current: ±5 ppm FS/°C Voltage: ±5 ppm FS/°C	
Switch Test	Mechanical or Electrical - Channels 1 & 2 only	
Documentation	Up to 1,000 tasks which store up to 10 results each containing as found and as left data. Snap shot feature allows for screen captures. Records auto step and ramp functions	

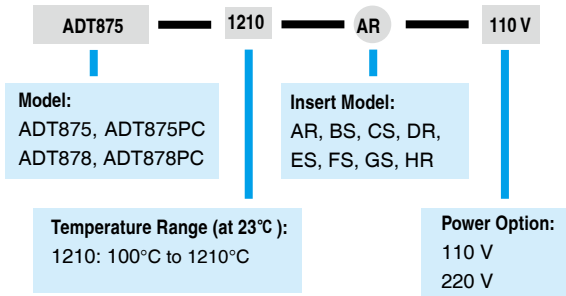
TC Measurement Specifications and Calculations (Process Calibrator [PC] Option)

TC Type	TEMP (°C)	Error (°C) ^[1]		TC Type	TEMP (°C)	Error (°C) ^[1]	
		875	878			875	878
K (CH1-CH4)	100	±0.182	±0.172	S (CH1-CH4)	100	±1.102	±1.094
	300	±0.266	±0.236		300	±0.924	±0.899
	600	±0.310	±0.251		600	±0.888	±0.837
	900	±0.397	±0.304		900	±0.868	±0.793
	1210	±0.517	±0.382		1210	±0.865	±0.765
N (CH1-CH4)	100	±0.273	±0.264	R (CH1-CH4)	100	±1.080	±1.072
	300	±0.270	±0.243		300	±0.869	±0.844
	600	±0.309	±0.256		600	±0.804	±0.755
	900	±0.368	±0.285		900	±0.771	±0.699
	1210	±0.455	±0.335		1210	±0.766	±0.670
E (CH1-CH4)	100	±0.136	±0.126	B (CH1-CH4)	250	±3.182	±3.170
	300	±0.153	±0.130		300	±2.645	±2.631
	600	±0.210	±0.154		600	±1.409	±1.379
	900	±0.291	±0.202		900	±1.049	±1.003
	1000	±0.297	±0.196		1210	±0.905	±0.839
L (CH1-CH4)	100	±0.223	±0.214	T (CH1-CH4)	100	±0.194	±0.185
	300	±0.271	±0.241		300	±0.191	±0.166
	600	±0.308	±0.251		400	±0.217	±0.183
	900	±0.522	±0.448		100	±0.277	±0.273
U (CH1-CH4)	100	±0.270	±0.261	S (EXT. REF)	300	±0.242	±0.229
	300	±0.189	±0.164		600	±0.249	±0.224
	600	±0.227	±0.176		900	±0.258	±0.220
J (CH1-CH4)	100	±0.186	±0.177	R (EXT. REF)	1210	±0.266	±0.216
	300	±0.197	±0.168		100	±0.271	±0.266
	600	±0.256	±0.200		300	±0.228	±0.216
	900	±0.281	±0.197		600	±0.227	±0.202
	1200	±0.414	±0.294		900	±0.230	±0.194
					1210	±0.240	±0.192






[1] Excluding cold junction compensation errors.





Ordering Information

Model Number



Accessories

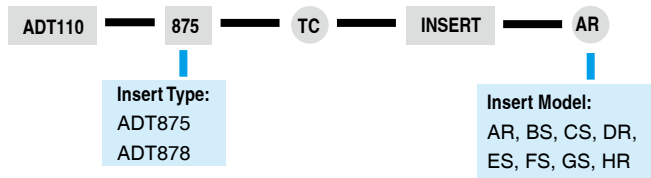
Standard Accessories		
Model	Quantity	Picture
Calibration Furnace and selected Insert & insulator	1 pc.	
Power adapter	1 pc.	
USB Cable	1 pc.	
Insert removal tool	1 pc.	
Test leads (PC option only)	2 sets (6 pcs.)	
Accredited Calibration Certification	1 pc.	
Manual	1 pc.	

Optional Accessories		
Model	Description	Picture
9915-875	Carry case for ADT875-1210 or ADT878-1210 with wheels	
ADT110-87X-TC-INSERT-XX	Insert for ADT875-1210 or ADT878-1210 (see insert ordering information below)	
AM1210-12	Reference TC - Type S: Platinum/10% Rhodium vs. platinum - 12" length (see AM1210 specs below)	
9080	CJC Cable Kit (includes TC to Plug, TC to TC, TC to Banana, and B,E,J,K,N,R,S,T,U cables)	

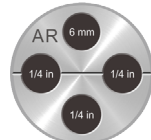

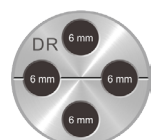
AM1210-12 Type S Reference Standard Thermocouple	
Temperature Range	0°C to 1300°C
Type	Type S: Platinum/10% Rhodium vs. platinum
Long Term Drift	±0.6°C at 1084.62°C after 1 year typical usage
Short Term stability	±0.2°C at 1084.62°C
Diameter of thermocouple wire	0.5 mm
Sheath Material	Alumina
Sheath Dimensions	OD: 6 mm (0.236"); Length: 305 mm (12.0")
Protective Carrying Case	Included
Documentation	Report of test with data




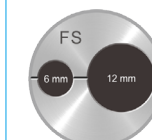

Note: ISO 17025 accredited probe calibration available, contact Additel for more information"

Insert Ordering Information



Insert Information

Reference Style inserts-138 mm(5.43") hole depth			
Model	Specification	Model	Specification
AR		HR	
DR			

Short Style Insert - 116 mm (4.57") hole depth					
Model	Specification	Model	Specification	Model	Specification
CS		GS		BS	
FS		ES			

[1] Insert models ending in the letter S have probe holes of shallower depths. Please call with questions.