

Multi-purpose Clamp-On Meters

**Rugged • Accurate
Dependable • Safe
Affordable • Easy to Use**

Rugged and professional, our complete line of Clamp-on meters are designed and manufactured to the highest safety standards offering the most comprehensive set of measurement parameters available including:

AC and DC Voltage, AC and DC Current, Resistance, Continuity, Frequency, Diode Testing, InRush Current, Power Measurement (Real, Reactive and Apparent), THD, Crest Factor, Min/Max and Peak Capture, Phase Rotation, Temperature and more.

Data logging and wireless communication to a PC or Android™ application are available on several models.

AEMC® provides a solution to all your electrical measurement needs.



Our products are backed by over 100 years of experience in test and measurement equipment, and encompass the latest international standards for quality and safety.

 **Technical Hotline: (800) 343-1391**
 **www.aemc.com**

 **AEMC®**
INSTRUMENTS
CHAUVIN ARNOUX GROUP

AC CURRENT METERS WITH FLEXIBLE SENSOR

Digital FlexProbe®

Models 400D & 4000D

Provide a welcomed solution when accessing electrical conductors in tight places



MiniFlex:
Model 400D-6 (6" probe)
Model 400D-10 (10" probe)



MiniFlex:
Model 4000D-14 (14" probe)
Model 4000D-24 (24" probe)



AmpFlex:
Model 400D-60 (60" probe)
Model 400D-120 (120" probe)



► SPECIFICATIONS

MODEL	400D		
ELECTRICAL			
Display Range	4Aac	40Aac	400Aac
Measurement Range	0.020 to 3.999A	4.00 to 39.99A	40.0 to 399.9A
Resolution	1mA	10mA	100mA
Accuracy	±(2% + 10cts)	±(1.5% + 2cts)	±(1.5% + 2cts)
Sensor Diameter	400D-6: Ø 1.77" (45mm) / 400D-10: Ø 2.75" (70mm) / 400D-60: Ø 19" (483mm) / 400D-120: Ø 38" (965mm)		
Sensor Length	400D-6: 6" (170mm) / 400D-10: 10" (250mm) / 400D-60: 60" (1524mm) / 400D-120: 120" (3048mm)		
Bandwidth	10Hz to 3kHz		
MODEL	4000D		
Display Range	40Aac	400Aac	4000Aac
Measurement Range	0.20 to 39.99A	40.0 to 399.9A	400 to 3999A
Resolution	10mA	100mA	1A
Accuracy	±(2% + 10cts)	±(1.5% + 2cts)	±(1.5% + 2cts)
Sensor Diameter	4000D-14: Ø 3.94" (100mm) / 4000D-24: Ø 8" (190mm)		
Sensor Length	4000D-14: 14" (350mm) / 4000D-24: 24" (610mm)		
Bandwidth	10Hz to 3kHz		
MECHANICAL			
Power Supply	2 x 1.5V AAA / LR3 batteries		
Operating Temperature	32° to 122°F (0° to 50°C)		
Weight	approx. 0.29lbs (130g) MiniFlex / 1.7lbs (771g) AmpFlex		
Casing Dimensions	3.94 x 2.36 x 0.79" (100 x 60 x 20mm)		
Connection Cable Length	6ft (1.8m)		
Safety	IEC 61010, 600V CAT IV		

► FEATURES

- Easy access and measurement, even in confined spaces
- Measurement from 20mAac to 4000A (model dependent)
- Available with 6", 10", 14", 24", 60" and 120" sensor lengths
- Sensor diameter 1.77" to 38" (model dependent)
- Resolution down to 1mA (model dependent)
- HOLD feature
- Direct reading
- Compact and simple to use
- Flexible current sensor
- True RMS
- Safety rating of 600V CAT IV

► PRODUCT INCLUDES

Digital FlexProbe®, 2 AAA batteries and user manual.

CATALOG NO.	DESCRIPTION
2153.30	Digital FlexProbe® Model 400D-6 w/6' Lead (TRMS, 4Aac, 40Aac, 400Aac)
2153.31	Digital FlexProbe® Model 400D-10 w/6' Lead (TRMS, 4Aac, 40Aac, 400Aac)
2153.32	Digital FlexProbe® Model 4000D-14 w/6' Lead (TRMS, 40Aac, 400Aac, 4000Aac)
2153.33	Digital FlexProbe® Model 400D-60 w/6' Lead (TRMS, 4Aac, 40Aac, 400Aac)
2153.34	Digital FlexProbe® Model 400D-120 w/6' Lead (TRMS, 4Aac, 40Aac, 400Aac)
2153.35	Digital FlexProbe® Model 4000D-24 w/6' Lead (TRMS, 40Aac, 400Aac, 4000Aac)
Accessories (Optional)	
5000.44	MultiFix Multi-Position Magnetic Accessory (available on website storefront)

CAT IV RATED CLAMP-ON METERS

200, 400 & 600 Series General Purpose Meters



Models 203/403/603 & 205/405/605

Users can be sure of working in a higher degree of safety with 1000V CAT IV rated meters (model dependent)



► SPECIFICATIONS

MODELS	203/403/603 TRMS	205/405/605 TRMS
ELECTRICAL		
Current AC (rms)	600/1000/2000A	600/1000/2000A
Current DC	900/1500/3000A	900/1500/3000A
Current AC+DC	–	900/1500/3000A
Voltage AC (rms)	1000/1000/1000V	1000/1000/1000V
Voltage DC	1000/1000/1000V	1000/1000/1000V
Voltage AC+DC	–	1000/1000/1000V
Ohms	60/100/100k Ω	60/100/100k Ω
Continuity (Buzzer)	Yes (< 40 Ω)	Yes (< 40 Ω)
Diode Test	Yes	Yes
Total Harmonic Distortion	–	Yes
Single- and 3-Phase Real Power (AC, DC, AC/DC)*	–	600/1000/2000kW 3000/6000kW
Single- and 3-Phase Reactive Power (AC, DC, AC/DC)*	–	600/1000/2000kvar 3000/6000kvar
Single- and 3-Phase Apparent Power (AC, DC, AC/DC)*	–	600/1000/2000kVA 3000/6000kVA
Temperature (int., ext., C°, F°)	Yes	–
Voltage Frequency (Hz)	20kHz	20kHz
Current Frequency (Hz)	3/2/1kHz	3/2/1kHz
Power Function (W, var, VA)	–	Yes
Power Factor	–	Yes
THD-r/THD-f	–	Yes
Adapter (AC/DC)	0 to 6V	–
Phase Rotation	–	Yes (2 wire)
Auto AC/DC	Yes (V & A)	Yes (V & A)
Auto Power OFF	Yes	Yes
Hold Button	Yes	Yes
Backlight Button	Yes	Yes
Min/Max Button	Yes	Yes
True InRush® Function	Yes	Yes
Relative Function	Yes	Yes
Peak \pm Function	–	Yes
Hz Button	Yes	Yes

*3-phase measurements assume balanced load



*Models 203 & 205 only

► FEATURES

- 1000V CAT IV Rated (Models 403/603 & 405/605)
- UL 94 VI flame retardant self-extinguishing
- IP54 Rated
- 10,000-count (400 & 600 Series) and 6000 count (200 Series) blue electroluminescent backlit display
- Measures up to 1000VAC (1400V peak), 1000VDC and AC+DC with resolution to 10mV
- Measures up to 2000Aac and 3000Adc (model dependent)
- Measures single- and three-phase power (real, reactive and apparent) up to 3MW with resolution to 1W (model dependent)
- Measures W, VA, var and PF for 1 Φ & 3 Φ balanced systems (Models 205, 405 & 605)
- Measures frequency to 20kHz with 0.1Hz resolution
- Auto selects AC or DC measurement voltage
- True InRush® current measurement with 1mS capture
- Jaw opening up to 1.33" (34mm) (200 series), 1.89" (48mm) (400 series) and 2.36" (60mm) (600 series)
- K-thermocouple and adapter included (Models 203, 403 & 603)

CATALOG NO. DESCRIPTION

2139.12	Clamp-On Meter Model 203 (TRMS, 1000VAc/dc, 600Aac/900Adc, Ohms, Continuity, Temperature)
2139.40	Power Clamp-On Meter Model 205 (TRMS, 1000VAc/dc, 600Aac/900Adc, Ohms, Continuity, Phase Rotation, Power, THD)
2139.21	Clamp-On Meter Model 403 (TRMS, 1000VAc/dc, 1000Aac/1500Adc, Ohms, Continuity, Temperature)
2139.50	Power Clamp-On Meter Model 405 (TRMS, 1000VAc/dc, 1000Aac/1500Adc, Phase Rotation, Ohms, Continuity, Power, THD)
2139.31	Clamp-On Meter Model 603 (TRMS, 1000VAc/dc, 2000Aac/3000Adc, Ohms, Continuity, Temperature)
2139.60	Power Clamp-On Meter Model 605 (TRMS, 1000VAc/dc, 2000Aac/3000Adc, Phase Rotation, Ohms, Continuity, Power, THD)



Technical Assistance (800) 343-1391

CAT IV RATED POWER CLAMP-ON METERS

400 & 600 Series *Bluetooth* Edition Power and Harmonic Meters

Models 407 & 607

Now available with Android™ mobile application



► SPECIFICATIONS

MODELS	407 TRMS	607 TRMS
ELECTRICAL		
Current AC (rms)	1000A	2000A
Current DC	1500A	3000A
Current AC+DC	1500A Peak	3000A Peak
Voltage AC (rms)	1000V	1000V
Voltage DC	1000V	1000V
Voltage AC+DC	1000V	1000V
Ohms	100kΩ	100kΩ
Continuity (Buzzer)	Yes (< 40Ω)	Yes (< 40Ω)
Total Harmonic Distortion	Yes	Yes
Individual Harmonics (to 25 th)	Yes	Yes
Single- and 3-Phase Real Power (AC, DC, AC/DC)*	1000kW 3000kW	2000kW 6000kW
Single- and 3-Phase Reactive Power (AC, DC, AC/DC)*	1000kvar 3000kvar	2000kvar 6000kvar
Single- and 3-Phase Apparent Power (AC, DC, AC/DC)*	1000kVA 3000kVA	2000kVA 6000kVA
Voltage Frequency (Hz)	20kHz	20kHz
Current Frequency (Hz)	2kHz	1kHz
Power Function (W, var, VA)	Yes	Yes
Power Factor	Yes	Yes
THD-r/THD-f	Yes	Yes
Auto AC/DC	Yes (V & A)	Yes (V & A)
Auto Power OFF	Yes	Yes
Hold Button	Yes	Yes
Backlight Button	Yes	Yes
Min/Max Button	Yes	Yes
True InRush® Function	Yes	Yes
Peak ± Function	Yes	Yes
Harmonics Function	Yes	Yes
Rec (Record) Function	Yes	Yes
Wireless BT (Bluetooth) Function	Yes	Yes
Record (Recordings)	1000	1000
Hz Button	Yes	Yes

*3-phase measurements assume balanced load

► PRODUCT INCLUDES

Models 407 & 607

Hard carrying case, set of two color-coded silicone test leads, test probes and alligator clips, Bluetooth USB adapter, four 1.5V AA batteries, safety information sheet, and USB drive supplied with DataView® software and user manual.



► FEATURES

- 1000V CAT IV Rated
- UL 94 VI flame retardant self-extinguishing
- IP54 Rated
- 10,000-count blue electroluminescent backlit display
- Measures up to 1000VAC (1400V peak), 1000VDC and AC+DC with resolution to 10mV
- Measures up to 2000AAC and 3000Adc (Model 607)
- Measures W, VA, var and PF for 1Φ & 3Φ balanced systems
- Measures single- and three-phase power (real, reactive and apparent) up to 3MW with resolution to 1W
- Measures frequency to 20kHz with 0.1Hz resolution
- Auto selects AC or DC measurement
- True InRush® current measurement with 1mS capture
- Measures harmonics up to the 25th
- Records up to 1000 measurements
- Bluetooth communication (communicates up to 30ft)
- Includes FREE DataView® software for download and report generation
- Jaw opening up to 1.89" (48mm) (400 series) and up to 2.36" (60mm) (600 series)

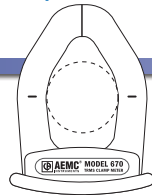
CATALOG NO. DESCRIPTION

2139.51	Power Clamp-On Meter Model 407 (TRMS, 1000VAC/DC, 1000AAC/1500ADC, Ohms, Continuity, Energy, Harmonics, Power, THD, Recording)
2139.61	Power Clamp-On Meter Model 607 (TRMS, 1000VAC/DC, 2000AAC/3000ADC, Ohms, Continuity, Energy, Harmonics, Power, THD, Recording)

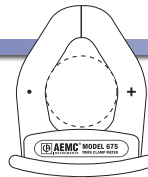


DUAL DISPLAY CLAMP-ON METERS

670 Series



Model 670
Jaw Opening: 1.65" (42mm)
Conductor Size: one 750kcmil cable or two 350kcmil cables



Model 675
Jaw Opening: 1.58" (40mm)
Conductor Size: one 750kcmil cable or two 350kcmil cables

Models 670 & 675

Dual display simultaneously measures and displays voltage and current!

► SPECIFICATIONS

MODELS	670 TRMS		675 TRMS	
ELECTRICAL				
AC Current				
Measuring Range	0.00 to 99.99A	100 to 1000A	0.00 to 99.99A	100 to 1000A
Resolution	0.01A	0.1A	0.01A	0.1A
Accuracy	1.5% of Reading ±5cts (50 to 60Hz) 2.0% of Reading ±5cts (60 to 500Hz) 4.5% of Reading ±5cts (500Hz to 3kHz)		1.5% of Reading ±5cts (50 to 60Hz) 2.0% of Reading ±5cts (60 to 500Hz) 4.5% of Reading ±5cts (500Hz to 3kHz)	
DC Current				
Measuring Range	-		0.00 to 99.99A	100.0 to 999.9A
Resolution	-		0.01A	0.1A
Accuracy	-		1.2% of Reading ±5cts	2.5% of Reading ±5cts
AC Voltage				
Measuring Range	0.0 to 999.9V		0.0 to 999.9V	
Resolution	0.1V		0.1V	
Accuracy	1.0% of Reading ±5cts (50 to 60Hz) 1.2% of Reading ±5cts (60 to 500Hz) 2.5% of Reading ±5cts (500Hz to 3kHz)		1.0% of Reading ±5cts (50 to 60Hz) 1.2% of Reading ±5cts (60 to 500Hz) 2.5% of Reading ±5cts (500Hz to 3kHz)	
Input Resistance	1MΩ		1MΩ	
DC Voltage				
Measuring Range	0.0 to 999.9V	1000 to 1400V	0.0 to 999.9V	1000 to 1400V
Resolution	0.1V	1V	0.1V	1V
Accuracy	1% of Reading ±2cts		1% of Reading ±2cts	
Input Resistance	1MΩ		1MΩ	
Resistance-Ohms (Ω)				
Measuring Range	0.0 to 999.9Ω	1000 to 9999Ω	0.0 to 999.9Ω	1000 to 9999Ω
Resolution	0.1Ω	1Ω	0.1Ω	1Ω
Accuracy	1% of Reading ±3cts, 3.3Vdc (Vmax)		1% of Reading ±3cts, 3.3Vdc (Vmax)	
Continuity (•••••)				
Beeper Activation	< 35Ω		< 35Ω	
Accuracy	1% of Reading ±3cts, 3.3Vdc (Vmax)		1% of Reading ±3cts, 3.3Vdc (Vmax)	
Frequency (Hz)				
Function	A - Hz	V - Hz	A - Hz	V - Hz
Range	1000Hz	10,000Hz	1000Hz	10,000Hz
Resolution	0.1Hz	1Hz	0.1Hz	1Hz
Accuracy	1.0% of Reading ±2cts		1.0% of Reading ±2cts	
Temperature (°C/°F)				
Measuring Range	-40° to 999.5°C	1000° to 1200°C	-40° to 2192°F	1000° to 1200°C
Resolution	0.5°C	1°C	1°F	0.5°C
GENERAL				
Power Supply	One 9V, NEDA 1604 (6F22) Alkaline battery (included)			
Battery Life	(no buzzer or backlight) 35 hours		(no buzzer or backlight) 30 hours	
MECHANICAL				
Digital Display	3 ¾ digits LCD dual display (max reading 9999)		3 ¾ digits LCD dual display (max reading 9999)	
Jaw Opening	1.65" (42mm)		1.58" (40mm)	
ENVIRONMENTAL				
Operating Temperature	*-14° to 122°F (-25 to 50°C), 80% RH, non-condensing		*-14° to 122°F (-25 to 50°C), 80% RH, non-condensing	



► FEATURES

- Dual display
- Standard size, full function clamp-on meter
- 1000AAC/DC current measurements (DC current on Model 675 only)
- 1400VDC volt measurements
- TRMS measurements
- Resistance measurement to 10,000Ω
- Continuity with beeper below 35Ω
- Frequency measurements from V and A inputs
- 1ms peak function for fast capture of signals
- Hold function to "freeze" readings
- Designed to measure amps and volts at the same time
- Push-button for easy A/Dc zeroing
- Large, easy-to-read 10,000-count, backlit LCD display
- Includes test leads and soft carrying case

► PRODUCT INCLUDES



Soft carrying case, set of test leads (red/black with safety needle tips), K-type thermocouple, one 9V battery and a user manual.

*Note: If the meter is to be used below 32°F (0°C), we suggest that the battery be replaced to ensure proper results.

CATALOG NO.	DESCRIPTION
2117.49	Clamp-On Meter Model 670 (Dual Display, TRMS, AC Amps, AC/DC Volts, Ohms, Continuity, Frequency, & Temperature)
2117.50	Clamp-On Meter Model 675 (Dual Display, TRMS, AC/DC Amps & Volts, Ohms, Continuity, Frequency & Temperature)



Technical Assistance (800) 343-1391

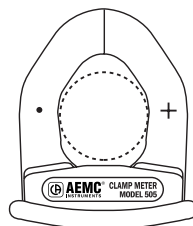
www.aemc.com 5

COMPACT SIZE CLAMP-ON METERS

500 Series

Model 503

Small compact size clamp-meter that fits comfortably in a tool bag



Model 503
Jaw Opening: 1.1" (28mm)
Conductor Size: one 500kcmil cable



SPECIFICATIONS

MODEL	503
AC Current (Auto-Ranging)	0.05 to 400A
Resolution	0.01A and 0.1A
Accuracy 50 to 60Hz 60 to 500Hz	±1.5% of Reading ±10cts ±2.5% of Reading ±10cts
AC Voltage (Auto-Ranging)	0.5 to 600V
Resolution	0.1V and 1V
Accuracy 50 to 60Hz 60 to 500Hz	±0.8% of Reading ±5cts ±1.5% of Reading ±5cts
Input Impedance	10MΩ
DC Current (Auto-Ranging)	0.10 to 400A
Resolution	0.01A and 0.1A
Accuracy	±2.5% of Reading ±10cts
DC Voltage (Auto-Ranging)	0.2 to 600V
Resolution	0.1V and 1V
Accuracy	±1% of Reading ±2cts
Input Impedance	10MΩ
Resistance	0.2 to 400Ω
Accuracy	±1% of Reading ±2cts
Max Test Voltage	1.5Vdc
Continuity	<40Ω
Max Test Voltage	1.5Vdc
Power Source	Two 1.5V AAA batteries (included)



FEATURES

- Compact size - fits into your pocket
- 400Aac or 400Aac/dc current measurements
- 600Vac/dc volts measurements
- Resistance measurements to 400Ω
- Continuity with beeper below 40Ω
- Hold function to “freeze” readings
- Push-button for easy Adc zeroing
- Large, easy-to-read 4000-count LCD display
- 42-segment analog bargraph
- Includes test leads and soft carrying pouch

PRODUCT INCLUDES

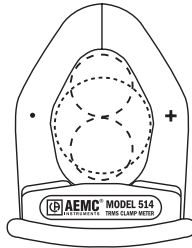
Soft carrying case, set of two test leads, two 1.5V AAA batteries and user manual.



CATALOG NO.	DESCRIPTION
2117.22	Clamp-On Meter Model 503 (AC/DC, 400Aac/dc, 600Vac/dc, Ohms, Continuity)

COMPACT SIZE CLAMP-ON METERS

500 Series



Models 512 & 514
 Jaw Opening: 1.575" (40mm)
 Conductor Size: one 750kcmil
 cable or two 350kcmil cables

Models 512 & 514

Full ranges and compliance to international safety and quality standards ensure a professional and reliable tool



► FEATURES

- Standard size, full function clamp-on meter
- 1000Aac or 1000Aac/dc current measurements
- 750Vac or 1000Vdc volt measurements
- TRMS measurements
- Resistance measurements to 4000Ω
- Continuity with beeper below 40Ω
- Frequency measurements from V and A
- Diode test
- 1ms peak function for fast capture of signals
- Hold function to “freeze” readings
- Push-button for easy ADC zeroing
- Large, easy-to-read, 4000-count LCD display
- 42-segment analog bargraph
- Includes test leads, soft carrying pouch and batteries

*Note: If Model 514 is to be used below 32°F (0°C), we suggest that the battery be replaced to ensure proper results.

► SPECIFICATIONS

MODELS	512 TRMS	514 TRMS
AC Current (Auto-Ranging)	0.05 to 1000Arms	0.05 to 1000Arms
Resolution	0.01A, 0.1A and 1A	0.01A, 0.1A and 1A
Accuracy	50 to 60Hz: 1.9% of Reading ±5cts 60 to 500Hz: 1.9% of Reading ±5cts	1.9% of Reading ±5cts 2.5% of Reading ±5cts
AC Voltage (Auto-Ranging)	0.5 to 750Vrms	0.5 to 750Vrms
Resolution	0.1V and 1V	0.1V and 1Vrms
Accuracy	60 to 500Hz: 1.2% of Reading ±5cts	1.5% of Reading ±5cts
Input Impedance	10MΩ	10MΩ
DC Current (Auto-Ranging)	–	1A to 1000A
Resolution	–	0.01A, 0.1A and 1A
Accuracy	–	±2.5% of Reading ±10cts
DC Voltage (Auto-Ranging)	0.2 to 1000V	0.2 to 1000V
Resolution	0.1V and 1V	0.1V and 1Vrms
Accuracy	0.75% of Reading ±2cts	1% of Reading ±2cts
Input Impedance	10MΩ	10MΩ
Resistance	0.2 to 4000Ω	0.2 to 4000Ω
Accuracy	1% of Reading ±2cts	1% of Reading ±2cts
Max Test Voltage	3Vdc	3Vdc
Diode Test	0.6mA	1.7mA
Open Circuit Voltage	3Vdc	3Vdc
Continuity	<40Ω	<40Ω
Max Test Voltage	3Vdc	3Vdc
Frequency (Auto-Ranging)		
CURRENT INPUT		
Range	4kHz 10kHz	1Hz Resolution – 10Hz Resolution
Accuracy	20Hz to 10kHz	0.1% of Reading ±1ct
Min Input Signal	4kHz 10kHz	2Arms – 5Arms
VOLTAGE INPUT		
Range	4kHz 10kHz	1Hz Resolution 10Hz Resolution 10Hz Resolution
Accuracy	10Hz to 10kHz	0.1% of Reading ±1ct
Min Input Signal	4kHz 10kHz	5Vrms 5Vrms 10Vrms
Power Source	9V Alkaline battery (included)	
ENVIRONMENTAL		
Operating Temperature	32° to 104°F (0° to 40°C) < 80% RH, non-condensing	*-14° to 122°F (-25° to 50°C), 80% RH, non-condensing



► PRODUCT INCLUDES

Soft carrying case, set of two test leads, 9V battery and user manual.

CATALOG NO.	DESCRIPTION
2117.68	Clamp-On Meter Model 512 (TRMS, 1000Aac, 750Vac/1000Vdc, Ohms, Continuity, Hz)
2117.70	Clamp-On Meter Model 514 (AC/DC, TRMS, 1000Aac/dc, 750Vac/1000Vdc, Ohms, Continuity, Hz)



Technical Assistance (800) 343-1391

GENERAL INDUSTRIAL GRADE CLAMP-ON METERS

100AAC/DC Low Current

Model CM605

For general industrial monitoring and troubleshooting



SPECIFICATIONS

MODEL	CM605
ELECTRICAL	
AC Current	
Measurement Ranges	2 Ranges: 10A, 100A
Accuracy & Resolution	10A: 2.0% of Reading ± 10 cts - 1mA Resolution 80A: 2.0% of Reading ± 10 cts - 10mA Resolution > 80A: 3.5% of Reading ± 10 cts - 10mA Resolution
Frequency Range	2 Ranges: 50 to 500Hz
DC Current (positive only)	
Measurement Ranges	2 Ranges: 10A, 100A
Accuracy & Resolution	10A: 2.5% of Reading ± 10 cts - 1mA Resolution 80A: 2.5% of Reading ± 10 cts - 10mA Resolution > 80A: 4.5% of Reading ± 10 cts - 10mA Resolution
AC Volts	
Measurement Ranges	600Vrms
Accuracy & Resolution	1.5% of Reading ± 5 cts - 100mV Resolution
Frequency	40 to 500Hz
Input Impedance	10M Ω , < 50pF
DC Volts (positive only)*	
Measurement Ranges	600V
Accuracy & Resolution	1.0% of Reading ± 2 cts - 100mV Resolution
Input Impedance	10M Ω
Resistance (Ohms)	
Measurement Ranges	10k Ω (9999 Ω)
Accuracy & Resolution	1.0% of Reading ± 3 cts - 1 Ω Resolution
Test Voltage	< 3.0Vdc
Continuity	
Measurement Ranges	Buzzer < 100 Ω $\pm 25\Omega$
Resolution	1 Ω
Test Voltage	< 3.0Vdc
Analog Output	
Output	10mV/Aac & Adc through front banana jacks
Frequency	0 to 20kHz @ ± 3 db
Output Impedance	3k Ω , < 50pF
Other Functions	
Aac Zero & Relative Function	One touch push button (Δ ZERO Button) to Zero Aac, or other readings. Relative function also used in the other ranges to compare two measurements.
HOLD Function	Holds A & V measurements when pressed (HOLD button)
PEAK Function	Captures PEAK (1ms) V or A measurement when activated (PEAK Button)
Auto-Ranging	"AUTO" displayed on LCD
Over Range	"OL" displayed on LCD for all measurements
Auto Power OFF	Auto Power OFF after approx 10 minute with Over-Ride
Low Battery	Low Battery indication on LCD
MECHANICAL	
Max. Cable Diameter	\varnothing 0.45" (12mm)
Max. Jaw Opening	\varnothing 0.60" (15mm)
Power Source	Two 1.5V AAA (LR03) batteries (included)
Dimensions & Weight	7.95 x 2.76 x 1.33" (202 x 70 x 34mm) – 6.5oz (180g)
Safety Standards	IEC/EN 61010-1 and 2-032 – 600V CAT II and 300V CAT III – Pollution Degree 2 Class 2 – Double or reinforced insulation, CE mark

*For negative measurement, add 2cts to the accuracy



FEATURES

- 10,000-count LCD display - excellent resolution
- 100AAC/DC Ammeter with low 10A range (1mA resolution)
- Tapered jaws for crowded wiring areas:
Jaw opening: \varnothing 0.60" - 15mm
Cable diameter: \varnothing 0.45" - 12mm
- 600VAC/DC voltmeter
- Analog output in AAC/DC to data loggers, etc
- Auto-ranging & ADC zero push-button
- Data HOLD & PEAK functions
- Relative function to compare two measurements
- Ohm range & continuity test with beeper
- Auto Power OFF and low battery indicator
- IEC/EN 61010 safety rated & CE mark
- 600Vrms overload protection

PRODUCT INCLUDES

Soft carrying case, set of two test leads, two 1.5V AAA batteries and user manual.



CATALOG NO.	DESCRIPTION
7000.02	Clamp-On Meter Model CM605 (100AAC/DC, Low Current)

LEAKAGE CURRENT METER

TRMS Clamp-On Leakage Current Meter



Model 565

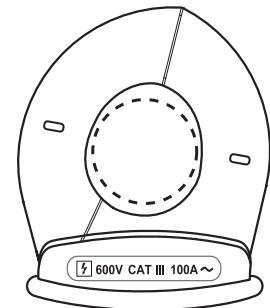
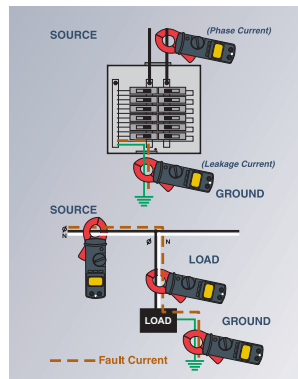
Designed to measure low AC currents, which are typically leakage currents in ground conductors

► SPECIFICATIONS

MODEL		565 TRMS	
mA AC Current (TRMS, Auto-Ranging)		0 to 600mA	
Resolution	60mA 600mA	0.01mA (10µA) 0.1mA (100µA)	
Accuracy	50 to 60Hz 50 to 500Hz 500Hz to 3kHz	1.2% of Reading ±5cts 2.5% of Reading ±5cts 3.5% of Reading ±10cts	
AC Current (TRMS, Auto-Ranging)		10 to 100A	
Resolution	10A 100A	0.001A (1mA) 0.01A (10mA)	
Accuracy	50 to 60Hz 50 to 500Hz 500Hz to 3kHz	1.0% of Reading ±5cts 1.2% of Reading ±5cts 2.5% of Reading ±10cts	
AC Voltage (TRMS)		0 to 600V	
Accuracy	50 to 60Hz 50 to 500Hz 500Hz to 3kHz	1.0% of Reading ±5cts 1.2% of Reading ±5cts 2.5% of Reading ±10cts	
DC Voltage		0 to 600V	
Resolution		0.1V	
Accuracy		1.0% of Reading ±3cts	
Resistance		0 to 1kΩ	
Accuracy		1.0% of Reading ±3cts	
Continuity		Buzzer activates <35Ω (0 to 1kΩ)	
Frequency (Auto-Ranging)			
Function		A-Hz	V-Hz
Resolution	0 to 100Hz 100Hz to 1kHz	0.1Hz 1Hz	0.1Hz 1Hz
Sensitivity		10mArms min	5Vrms min
Accuracy		0.5% of Reading ±2cts	
Filter		On (50/60Hz only); Off (Full frequency range)	
In-Rush		Max 100mS sample time	
Power Source		Two 1.5V AAA batteries (included)	

► FEATURES

- Check for leakage and locate insulation breakdowns on live circuits
- Measures leakage current down to 0.1mA with up to 10µA resolution
- Measures current up to 100Arms
- Measures up to 600VAC/DC
- Measures Hz on either V or A inputs
- Measures resistance and continuity
- Hold feature freezes value
- Max feature keeps track of highest measured in-rush value
- Zero button ideal for measuring relative values
- Filter to isolate 50/60Hz fundamental from harmonics
- Compatible with VDE 0404
- Backlight LCD display



Jaw Opening: 1.10" (28mm)
Conductor Size: 1" (26mm)



► PRODUCT INCLUDES

Two color-coded 5ft test leads, carrying case, batteries and user manual.

CATALOG NO.	DESCRIPTION
-------------	-------------

2117.56	Clamp-On Leakage Current Meter Model 565 (TRMS, 60mA, 600mA, 10A, 100A, 600VAC/DC, Hz, Ohms, Continuity)
---------	--



Technical Assistance (800) 343-1391

www.aemc.com 9

SELECTION CHART

MODELS	Type	AC Current	AC Voltage	DC Current	DC Voltage	Resistance (Ω)
203	AC/DC TRMS	600A	1000V	900A	1000V	60k Ω
205	AC/DC TRMS	600A	1000V	900A	1000V	60k Ω
403	AC/DC TRMS	1000A	1000V	1500A	1000V	100k Ω
405	AC/DC TRMS	1000A	1000V	1500A	1000V	100k Ω
407	AC/DC TRMS	1000A	1000V	1500A	1000V	100k Ω
603	AC/DC TRMS	2000A	1000V	3000A	1000V	100k Ω
605	AC/DC TRMS	2000A	1000V	3000A	1000V	100k Ω
607	AC/DC TRMS	2000A	1000V	3000A	1000V	100k Ω
400D	AC	0.020 to 400A	-	-	-	-
4000D	AC	0.20 to 4000A	-	-	-	-
503	AC/DC	0.05 to 400A	0.5 to 600V	0.10 to 400A	0.2 to 600V	400 Ω
512	AC TRMS	0.05 to 1000A	0.5 to 750V	-	0.2 to 1000V	4000 Ω
514	AC/DC TRMS	0.05 to 1000A	0.5 to 750V	1 to 1000A	0.2 to 1000V	4000 Ω
565	AC TRMS	0 to 600mA; 10 to 100A	0 to 600V	-	0 to 600V	0 to 1k Ω
CM605	AC/DC	1mA to 100A	600Vrms	1mA to 100A	600V	0 to 9999 Ω
670	AC TRMS	0 to 1000A	0 to 1000V	-	1000 to 1400V	1000 to 10,000 Ω
675	AC/DC TRMS	0 to 1000A	0 to 1000V	0 to 1400A	0 to 1400V	0 to 9999 Ω

MODELS	Continuity	Frequency (Hz)		True RMS	Jaw Size	Dimensions	Catalog No.
		Current	Voltage				
203	<40Ω	3kHz	20kHz	✓	1.33" (34mm)	8.7 x 3.1 x 1.65"	2139.12
205	<40Ω	3kHz	20kHz	✓	1.33" (34mm)	8.7 x 3.1 x 1.65"	2139.40
403	<40Ω	2kHz	20kHz	✓	1.89" (48mm)	10.7 x 3.6 x 1.6"	2139.21
405	<40Ω	2kHz	20kHz	✓	1.89" (48mm)	10.7 x 3.6 x 1.6"	2139.50
407	<40Ω	2kHz	20kHz	✓	1.89" (48mm)	10.7 x 3.6 x 1.6"	2139.51
603	<40Ω	1kHz	20kHz	✓	2.36" (60mm)	11.65 x 4.37 x 1.61"	2139.31
605	<40Ω	1kHz	20kHz	✓	2.36" (60mm)	11.65 x 4.37 x 1.61"	2139.60
607	<40Ω	1kHz	20kHz	✓	2.36" (60mm)	11.65 x 4.37 x 1.61"	2139.61
400D	-	10Hz to 3kHz	-	✓	400D-6: 1.77" (45mm) 400D-10: 2.75" (70mm) 400D-60: 19" (483mm) 400D-120: 38" (965mm)	3.94 x 2.36 x 0.79"	2153.30 2153.31 2153.33 2153.34
4000D	-	10Hz to 3kHz	-	✓	4000D-14: 3.94" (100mm) 4000D-24: 8" (190mm)	3.94 x 2.36 x 0.79"	2153.32 2153.35
503	<40Ω	-	-	-	1.1" (28mm)	7.60 x 1.97 x 1.1"	2117.22
512	<40Ω	20Hz to 10kHz	10Hz to 10kHz	✓	1.58" (40mm)	9.53 x 2.60 x 1.42"	2117.68
514	<40Ω	20Hz to 10kHz	10Hz to 10kHz	✓	1.58" (40mm)	9.53 x 2.60 x 1.42"	2117.70
565	0 to 1kΩ	0 to 1kHz	0 to 1kHz	✓	1.1" (28mm)	8.5 x 2.5 x 1.18"	2117.56
CM605	Buzzer <100Ω ± 25Ω	50 to 500Hz	40 to 500Hz	-	0.60" (15mm)	7.95 x 2.76 x 1.33"	7000.02
670	<35Ω	1000Hz	10,000Hz	✓	1.65" (42mm)	10.71 x 3.15 x 1.69"	2117.49
675	<35Ω	1000Hz	10,000Hz	✓	1.58" (40mm)	10.12 x 3.15 x 1.69"	2117.50

www.aemc.com

United States & Canada

Chauvin Arnoux®, Inc.
d.b.a. AEMC® Instruments
200 Foxborough Blvd.
Foxborough, MA 02035 USA
(508) 698-2115 • Fax (508) 698-2118

Customer Support
for placing an order,
obtaining price & delivery
(800) 343-1391
customerservice@aemc.com

Sales & Marketing Department
for general sales and marketing
information
sales@aemc.com
marketing@aemc.com

Repair & Calibration Service
for information on repair & calibration
repair@aemc.com

United States & Canada (continued)

**Technical & Product
Application Support**
for technical and application support
(800) 343-1391
techinfo@aemc.com

Webmaster
for information regarding our website
www.aemc.com
webmaster@aemc.com

South America, Central America, Mexico & the Caribbean

Chauvin Arnoux®, Inc.
d.b.a. AEMC® Instruments
15 Faraday Drive
Dover, NH 03820 USA
export@aemc.com

Australia & New Zealand

Chauvin Arnoux®, Inc.
d.b.a. AEMC® Instruments
15 Faraday Drive
Dover, NH 03820 USA
export@aemc.com

All other countries

Chauvin Arnoux® SCA
190, rue Championnet
75876 Paris Cedex 18, France
Tel 33 1 44 85 45 28
Fax 33 1 46 27 73 89
info@chauvin-arnoux.com
www.chauvin-arnoux.com



Visit our website at www.aemc.com

AEMC ONE SOURCE®
For All Your Electrical Test & Measurement Instruments

Call the AEMC® Instruments Technical Assistance Hotline for immediate consultation with an applications engineer: (800) 343-1391
Chauvin Arnoux®, Inc. d.b.a. AEMC® Instruments • 200 Foxborough Blvd. • Foxborough, MA 02035 USA • (800) 343-1391 • (508) 698-2115 • Fax (508) 698-2118
E-mail: sales@aemc.com | Export Department: 1+(603) 749-6434 (x520) • Fax (603) 742-2346 • E-mail: export@aemc.com