

Date _____
 AVFI Sales REP _____
 Customer Signature _____

Quote No. _____
 Customer No. _____
 AVFI No. _____

Office Use Only

To generate your order form, please refer to the information provided below to insert the alphabetic and/or numeric code in the respective category boxes. Please note that without this filled out Order Form, your purchase **cannot** be processed.

1	2	3	4
Product Model	Finish	Chargeable Accessories (One Code Per Box)	Custom Cutouts
Choose Top LEX36- _____			

1 Product Model (Choose Top Configuration)

Code **LEX36-WW**
Wedge Top Configuration

Code **LEX36-WF**
Wedge/Flat Top Configuration

Code **LEX36-FF**
Flat Top Configuration

Code **LEX36 WW** Configuration Shown

2 Choose Product Finish

Standard Finishes (Ships within 1-15 business days)

Code **FMT** (Fusion Maple) Code **CLT** (Clove) Code **CJT** (Crossfire Java) Code **EBT** (Ebony)

Optional Finishes (Ships within 20 business days)

HCT **RCT** **ART** **BRT** **ELT** **CWT** **BAT** **SGT**

3 Chargeable Accessories (Check all that apply)

Code **O0** No Accessories _____ Qty _____

Code **A2** SH-FL-EX Folding Shelf Kit (Black) _____ Qty _____

Code **B1** 9031-1 1U Utility Metal Shelf _____ Qty _____

Code **B2** 9031-2 2U Utility Metal Shelf _____ Qty _____

Code **B3** 9031-3 3U Utility Metal Shelf _____ Qty _____

Code **B4** 9041 Sliding Metal Shelf (Rear rack required) _____ Qty _____

Code **B5** 9052-2 2U Sliding Metal Drawer _____ Qty _____

Code **B6** 9052-3 3U Sliding Metal Drawer _____ Qty _____

* Code **D1** MIC-18 MX418 S/C Microphone _____ Qty _____

* Code **D2** LIGHT-18 Gooseneck Light _____ Qty _____

* Code **D3** FM3 Timer/Clock _____ Qty _____

* Code **D6** GRC60B Black 60mm Round Grommet _____ Qty _____

* Code **D7** GRC60W White 60mm Round Grommet _____ Qty _____

* Code **D8** GRC60G Grey 60mm Round Grommet _____ Qty _____

Code **E1** PB 6 Outlet Power Bar _____ Qty _____

* Code **E3** CUB3 Round Cable Well _____ Qty _____

* Code **E4** SF-PB3 3 Outlet Power Bar _____ Qty _____

* Code **E5** CUB5 Black Round Cable Well _____ Qty _____

* Code **E6** CUB5 Silver Round Cable Well _____ Qty _____

* Code **E7** PC-PATCH Power-Data Module _____ Qty _____

* Code **E8** CUB8 Table Top Cable Well (Wedge surface required) _____ Qty _____

Code **H2** RMT14 14U Rack Frame Kit (Rear) _____ Qty _____

Code **J1** 9107 Lacing Bar _____ Qty _____

Code **J4** DIR9200-10 10U Rack Module _____ Qty _____

Code **J5** DIR9200-12 12U Rack Module _____ Qty _____

Code **K1** C900S Single Monitor Arm _____ Qty _____

Code **K3** PLM1022 Monitor Mount _____ Qty _____

Code **K4** MM1232 Monitor Mount (Flat top surface required) _____ Qty _____

Code **M5** MCB1925 Monitor/Camera Bracket _____ Qty _____

Code **P4** MAGKEY Additional Key for Hidden Locks _____ Qty _____

Code **Q1** LEV4A4X 4x Levelers for Non-Mobile Applications _____ Qty _____

Comments (Please use this section to provide additional information)

Notes

CAD Drawings/Symbols
 CAD drawings are available by request at sales@veggroup.net

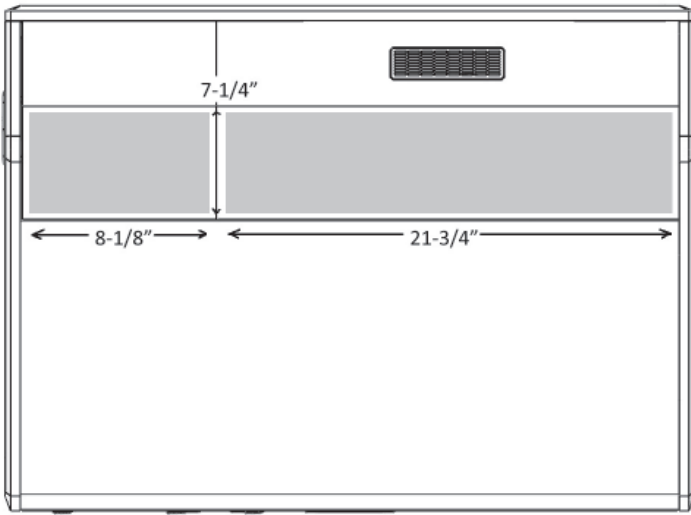
Custom Cutouts
 Estimated lead time within 20 business days from receipt of P.O. and signed drawings.

Customizations
 Modifications to design such as shape and/or size variations have to be quoted on a per case basis and are applicable for quantities of 10+ only.

Custom Cutout Option on Page 2

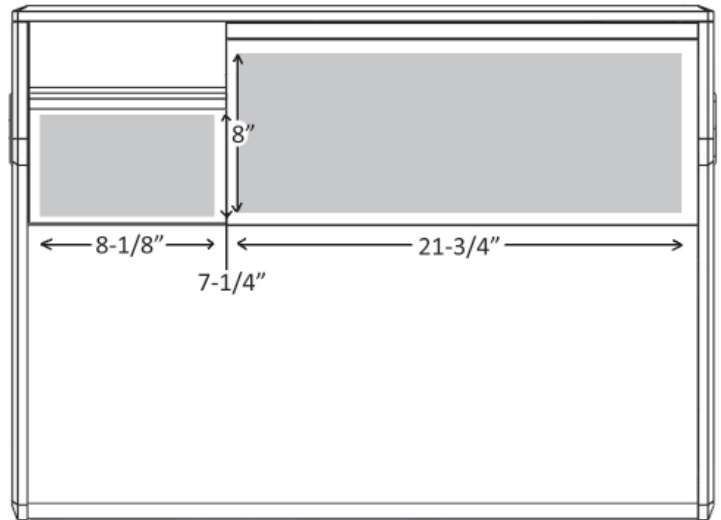
Please indicate custom cutout location on the drawing(s) below

4 Custom Cutout Option (Extra charges will apply)

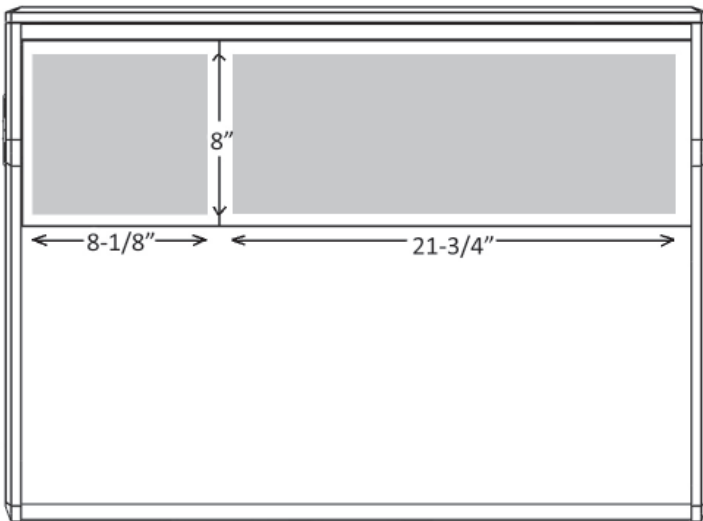


WW - Wedge Top Configuration

WF - Wedge/Flat Top Configuration



FF - Flat Top Configuration



Code **CO** No Custom Cutout

Code **CC** Custom Cutout (Specify on Cutout Area Above)

■ Cutout Area