

MFT6024-3PL Order Form

Date _____
 AVFI Sales REP _____
 Customer Signature _____

Quote No. _____
 Customer No. _____
 AVFI No. _____

Office Use Only

To generate your order form, please refer to the information provided below to insert the alphabetic and/or numeric code in the respective category boxes. Please note that without this filled out Order Form, your purchase **cannot** be processed.

1	2	3	4
Product Model	Finish	Chargeable Accessories (One Code Per Box)	Custom Cutouts
MFT6024-3PL			

1 Choose Model Style (Front Panel)




Code **MFT6024-3PL** 3-Person Folding Table Left

2 Choose Product Finish

Standard Finishes (Ships within 1-15 business days)



Optional Finishes (Ships within 20 business days)



3 Chargeable Accessories (Check all that apply)

Code **00** No Accessories
 Code **E1** **PB** 6 Outlet Power Bar _____ Qty _____

* Code **EK** **CUBM3** 3 Module Power & Data Panel (Black)_Qty _____
 - 2 Tamper Resistant AC Outlets.
 - 1 Cat 6 port (w/pigtail).



SPECIFY LOCATION ON THE CUTOUT AREA >>>>>

* Code **EL** **CUBM4** 4 Module Power & Data Panel (Black)_Qty _____
 - 2 Tamper Resistant AC Outlets.
 - 1 Cat 6 port (w/pigtail).
 - 1 HDMI port.

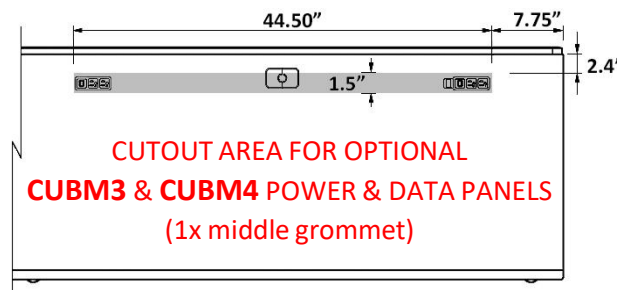
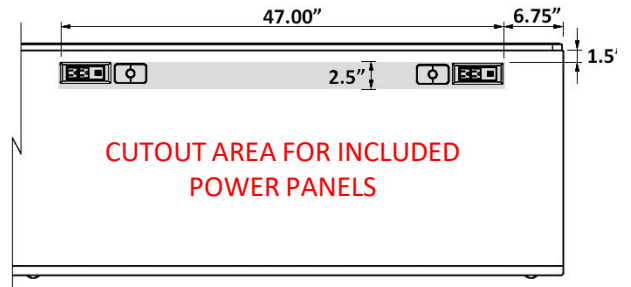


SPECIFY LOCATION ON THE CUTOUT AREA >>>>>

* **Cutout Required** (Extra Charges will apply)

4 Custom Cutout Option (Extra charges will apply)

Please indicate custom cutout location on the drawing below



Code **CO** No Custom Cutout

Code **CC** Custom Cutout (Specify on Cutout Area Above)

Notes

CAD Drawings/Symbols

CAD drawings are available by request at sales@vegroup.net

Comments (Please use this section to provide additional information)