

Date _____
 AVFI Sales REP _____
 Customer Signature _____


Quote No. _____
 Customer No. _____
 AVFI No. _____

Office Use Only


To generate your order form, please refer to the information provided below to insert the alphabetic and/or numeric code in the respective category boxes. Please note that without this filled out Order Form, your purchase **cannot** be processed.

1 Product Model	2 Finish	3 Chargeable Accessories (One Code Per Box)	4 Custom Cutouts

1 Product Model




Code **REX16**
(Acrylic Door)




Code **REX16-P**
(Perforated Metal Door)

2 Choose Product Finish


Standard Finishes (Ships within 1-15 business days)



Code **FMT**
(Fusion Maple)





Code **CLT**
(Clove)





Code **EBT**
(Ebony)


Optional Finishes (Ships within 20 business days)



HCT



RCT



CJT



ART


BRT


ELT


CWT


BAT


SGT

3 Chargeable Accessories (Check all that apply)

Code **00** No Accessories

Code **E1** **PB** 6 Outlet Power BarQty _____

Code **H7** **RR16** 16U Rear Rack Rails KitQty _____

Code **J1** **9107** Lacing BarQty _____

Code **K1** **C900S** Single Monitor ArmQty _____

Code **K2** **C900D** Dual Monitor ArmQty _____

Code **K4** **MM1232** Monitor MountQty _____

Code **P6** **CASTER** 4x 6" Metal Caster.....Qty _____

Code **Q1** **LEV4A4X** 4x Levelers for Non-Mobile Applications Qty _____

Comments (Please use this section to provide additional information)

Notes

CAD Drawings/Symbols
 CAD drawings are available by request at sales@vegroup.net

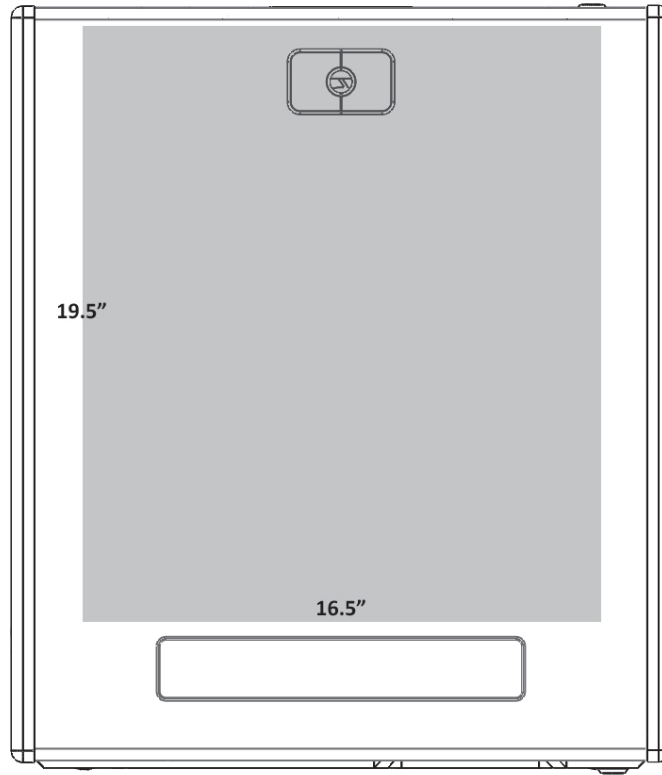
Custom Cutouts
 Estimated lead time within 20 business days from receipt of P.O. and signed drawings.

Customizations
 Modifications to design such as shape and/or size variations have to be quoted on a per case basis and are applicable for quantities of 10+ only.

Custom Cutout Option on Page 2

Please indicate custom cutout location on the drawing(s) below

5 Custom Cutout Option (Extra charges will apply)



Code **C0** No Custom Cutout

Code **CC** Custom Cutout (Specify on Cutout Area Above)

■ Cutout Area (16.5"W X 19.5"D)