

SmartGlow™ Pre Stain can be used the same way as Ethidium Bromide for agarose and polyacrylamide gel electrophoresis. The stain emits green fluorescence when bound to dsDNA or ssDNA and emits red fluorescence when bound to RNA. SmartGlow™ stain has two excitation peaks at approximately 290nm (UV light) and 490nm (Blue light).

SmartGlow™ products are considered safer than Ethidium Bromide. They are non-carcinogenic as determined by the Ames-test, with negative results in mouse primary spermatocyte chromosomal aberration tests and mouse marrow chromophilous erythrocyte micronucleus tests.

SMART
SAFE Nucleic Acid Stain
GLOW™

**SmartGlow™ Pre Stain, for
Nucleic Acid Electrophoresis Gels,
Concentration 20,000X**

SmartGlow™ Pre Stain can be used the same way as Ethidium Bromide for agarose and polyacrylamide gel electrophoresis. The stain emits green fluorescence when bound to dsDNA or ssDNA and emits red fluorescence when bound to RNA. SmartGlow™ stain has two excitation peaks at approximately 290nm (UV light) and 490nm (Blue light).

SmartGlow™ products are considered safer than Ethidium Bromide. They are non-carcinogenic as determined by the Ames-test, with negative results in mouse primary spermatocyte chromosomal aberration tests and mouse marrow chromophilous erythrocyte micronucleus tests.

SMART
SAFE Nucleic Acid Stain
GLOW™

**SmartGlow™ Pre Stain, for
Nucleic Acid Electrophoresis Gels,
Concentration 20,000X**

SmartGlow™ Pre Stain can be used the same way as Ethidium Bromide for agarose and polyacrylamide gel electrophoresis. The stain emits green fluorescence when bound to dsDNA or ssDNA and emits red fluorescence when bound to RNA. SmartGlow™ stain has two excitation peaks at approximately 290nm (UV light) and 490nm (Blue light).

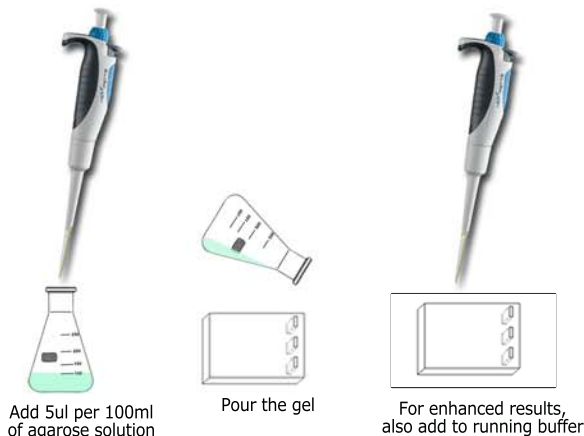
SmartGlow™ products are considered safer than Ethidium Bromide. They are non-carcinogenic as determined by the Ames-test, with negative results in mouse primary spermatocyte chromosomal aberration tests and mouse marrow chromophilous erythrocyte micronucleus tests.

SMART
SAFE Nucleic Acid Stain
GLOW™

**SmartGlow™ Pre Stain, for
Nucleic Acid Electrophoresis Gels,
Concentration 20,000X**

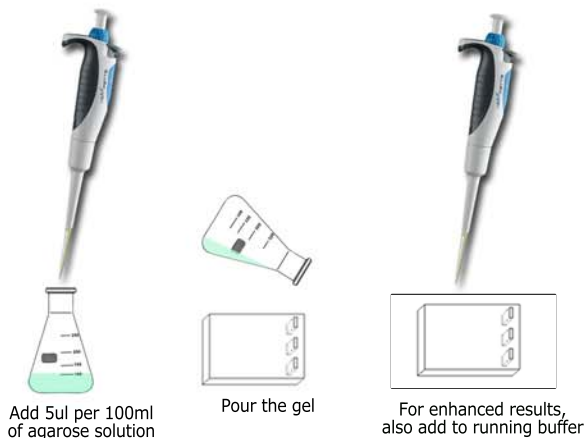
Protocol:

- Prepare 100ml of agarose (heat as required) or 100ml polyacrylamide solution.
- Add 5µl of SmartGlow™ stain to the gel solution.
- Mix gently, make sure there are no air bubbles.
- For agarose, allow the solution to cool to about 60°C to 70°C then pour the gel(s).
- For enhanced results, you can optionally add 5µl of SmartGlow™ stain per 100ml of the running buffer.
- Adding the stain to the running buffer can help in increasing sensitivity and detecting small quantities of nucleic acid.
- After the separation is complete, view the gel using a UV or blue light illuminator.



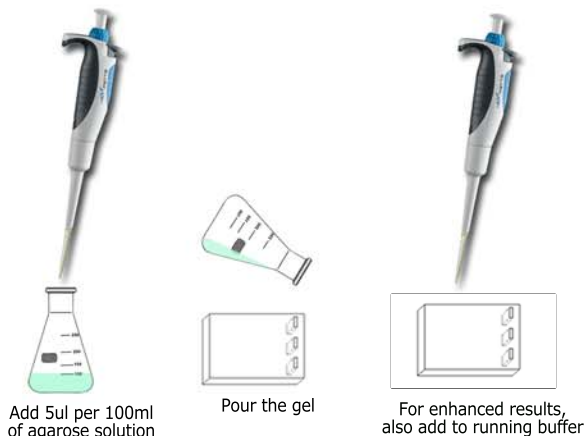
Protocol:

- Prepare 100ml of agarose (heat as required) or 100ml polyacrylamide solution.
- Add 5µl of SmartGlow™ stain to the gel solution.
- Mix gently, make sure there are no air bubbles.
- For agarose, allow the solution to cool to about 60°C to 70°C then pour the gel(s).
- For enhanced results, you can optionally add 5µl of SmartGlow™ stain per 100ml of the running buffer.
- Adding the stain to the running buffer can help in increasing sensitivity and detecting small quantities of nucleic acid.
- After the separation is complete, view the gel using a UV or blue light illuminator.



Protocol:

- Prepare 100ml of agarose (heat as required) or 100ml polyacrylamide solution.
- Add 5µl of SmartGlow™ stain to the gel solution.
- Mix gently, make sure there are no air bubbles.
- For agarose, allow the solution to cool to about 60°C to 70°C then pour the gel(s).
- For enhanced results, you can optionally add 5µl of SmartGlow™ stain per 100ml of the running buffer.
- Adding the stain to the running buffer can help in increasing sensitivity and detecting small quantities of nucleic acid.
- After the separation is complete, view the gel using a UV or blue light illuminator.



SmartGlow™ is for research use only

Ordering Information:

E4500-PS 1.0m SmartGlow™ Pre Stain,
for Nucleic Acid Electrophoresis Gels, 20,000X
Storage: 4°C for 2 years



SmartGlow™ is for research use only

Ordering Information:

E4500-PS 1.0m SmartGlow™ Pre Stain,
for Nucleic Acid Electrophoresis Gels, 20,000X
Storage: 4°C for 2 years



SmartGlow™ is for research use only

Ordering Information:

E4500-PS 1.0m SmartGlow™ Pre Stain,
for Nucleic Acid Electrophoresis Gels, 20,000X
Storage: 4°C for 2 years

