




WBZ Wash Down Retail Scales (NTEP & Canada Approved)



Speed, Performance, Value - Perfect Balance

- IP66 rated for wash down
- Large backlit LCD on both front and back panels
- Displays weight, unit price and total price
- Price displayed in multiple currency
- Rechargeable battery up to 90 hours operation
- Auto sleep / power down function to save battery life
- Stainless steel pan
- Full colour coded keypad with numeric entry
- Level indicator with adjustable levelling feet
- Non-slip adjustable levelling feet
- Colour coded, sealed keypad
- Full range tare
- Precision load cell technology
- Low battery indication
- Lightweight and portable
- Large stainless steel pan
- Zero Tracking
- Simple user-friendly operation
- Tare function
- Weighing
- Price computing



Technical Specifications

Model	WBZ 6a	WBZ 15a	WBZ 30a	WBZ 6a-KG	WBZ 15a-KG	WBZ 30a-KG
Maximum capacity	6lb	15lb	30lb	6lb/3000g	15lb/6000g	30lb/15kg
Readability	0.002lb	0.005lb	0.01lb	0.002lb/1g	0.005lb/2g	0.01lb/5g
Pan size	8.3 x 6.8" / 210 x 173mm					
Net weight	3.3lb			-		

General Specifications

Typical stabilisation time	2 Sec
Power supply	12VDC 800mA AC adaptor, internal rechargeable battery
Calibration	Automatic External
Display	Backlit LCD digital display
Overall dimensions (wxdxh)	9.1 x 10.4 x 6" / 231 x 265 x 153mm

Key Accessories

- In-use Cover pack of 10
- In-use Cover
- In-use Cover pack of 20



Adam Equipment - offices worldwide

www.adamequipment.com