






## Probe Selection Guide

Models	AM1612	AM1640	AM1660	AM1710	AM1730	AM1751	AM1760	AM1762	AM1210	
Image										
Type	Full Immersion PRT	Precision Industrial PRT		Secondary Reference PRT			Secondary SPRT		Reference Type S TC	
Temperature Range (°C)	-196 to 160	-200 to 420	-200 to 670	-40 to 160	-200 to 420	-200 to 670	-200 to 670		0 to 1300	
Nominal Resistance at 0°C	100 Ω						25 Ω	N/A		
Temperature Coefficient	0.00385 Ω/Ω/°C			0.003925 Ω/Ω/°C						N/A
Accuracy	<0.05°C at 0°C	<0.035°C at 0°C		<0.012°C at 0°C			<0.006°C at 0°C		See data sheet	
Long Term Drift*	<0.04°C			<0.01°C			<0.004°C		<0.5°C at 1210°C after 1 year typical usage	
Short Term Stability	<0.02°C	<0.01°C		<0.007°C			<0.002°C		<0.2°C at 1084.62°C	
Thermal Shock**	<0.02°C	<0.007°C		<0.005°C			<0.002°C		N/A	
Hysteresis	<0.01°C			<0.005°C			<0.001°C		N/A	
Sheath Material	Stainless Steel	Inconel™		Stainless Steel	Inconel™				Alumina	
Sheath Dimensions (OD x L)	3mm x 50mm or 3mm x 25mm	0.25in x 12in or 0.187in x 9in	0.25in x 12in	0.25in x 12in or 0.187in x 9in	0.25in x 12in or 0.187in x 9in	0.25in x 12in	0.25in x 12in or 0.25in x 20in	0.25in x 20in or 0.25in x 12in		
Options	N/A	N/A		90°Bend	90°Bend		90°Bend		Cold Junction	
Calibration***	NIST Traceable Included (ISO 17025 Optional)								Test report	
Typical Applications	Climate/humidity chambers and freezers for validation and calibration	A robust precision probe for temperature measurement in a variety of media		An affordable secondary reference grade probes designed for use in the laboratory, but also for demanding field calibration and measurement when tighter uncertainties are required			A secondary level SPRT for customers needing a reliable laboratory grade reference probe with tight uncertainty capabilities and long term stability		High temperature thermocouple calibration work, normally reserved for the laboratory, and used as reference TC in high temperature drywell and horizontal thermocouple calibration furnaces.	

\*For PRTs/SPRTs measured at TPW after 100 hours at max temperature

\*\*For PRTs/SPRTs after 10 thermal cycles from minimum to maximum temperatures

\*\*\*See probe datasheets for ISO 17025 calibration options

**Note:**

- 1) Probe selection guide is for reference only, please see probes datasheets for more details
- 2) Carrying cases included for all AM17XX probes (excluding -BEND models)  
AM16XX and AM1210 models do NOT include carrying cases