

Keysight Technologies
Trueform Waveform
Generation Technology

Technical Overview

Introduction

Trueform waveform generation technology is an exclusive technology found in Keysight Technologies, Inc. new 33500B Series waveform generators. Trueform technology provides sizable advantages over direct digital synthesis (DDS), the incumbent technology used in function/arbitrary waveform generators. These advantages include significantly lower waveform jitter for less test uncertainty and a true representation of the selected waveform, not an approximation. In this overview, we will introduce you to Trueform technology and compare Trueform to DDS technology for waveform generation.

Conceptually, the simplest way to generate a waveform is to store its points in memory and then read those points out one after another and clock them into a DAC. After the last point has been read, the generator jumps back to the first point again to begin the next cycle. This is sometimes called "point per clock" (PPC) generation.

Even though this method seems like the most intuitive way to create waveforms, it has two big drawbacks. First, to change the waveform's frequency or sample rate, the clock frequency has to change, and making a good low-noise variable-frequency clock adds cost and complexity to the instrument. Second, since the stepwise output of the DAC is undesirable in most applications, complex analog filtering is needed to smooth the steps out. Because of its complexity and cost, this technology is used mainly in high-end waveform generators.

DDS uses a fixed-frequency clock and a simpler filtering scheme, so it's less expensive than the PPC method. In DDS, a phase accumulator adds an increment to its output in every clock cycle, and the accumulator's output represents the phase of the waveform. The output frequency is proportional to the increment, so it's easy to change frequency even though the clock frequency is fixed. The output of the accumulator is converted from phase data into amplitude data typically by passing it through some type of look-up table.

The phase accumulator design allows DDS to use a fixed clock, but still execute waveforms at a perceived faster sample rate than the clock. So with DDS, not every individual point is being expressed in the resulting output waveform. In other words, DDS is not using every point in waveform memory, but it creates a really good approximation. But since it is an approximation, waveform data is changed in some way. DDS can skip and/or repeat aspects of the waveform in an unpredictable way. In best-case scenarios, this leads to added jitter; in worst-case scenarios, severe distortion can result. Small features in the waveform can be partly or completely skipped over.

Keysight's new Trueform technology represents the next leap in function / arbitrary waveform generation technology. Trueform provides the best of both worlds. It gives you a predictable low-noise waveform with no skipped waveform points like PPC technology, but at the price point of DDS technology. Trueform works by employing a patented virtual variable clock with advanced filtering techniques that track the sample rate of the waveform. In the following sections, we will look at some of the waveform generation advantages Trueform provides over DDS.

Improved signal integrity

One of the key advantages Trueform provides over DDS is overall better signal integrity. You can see the advantage in the frequency domain by comparing spectra and the time domain with a jitter measurement comparison. Figure 1 shows a frequency domain view of a 10-MHz sine wave generated using Trueform technology. Figure 2 shows the same frequency domain view of a 10-MHz sine wave generated with DDS technology.

Ideally, a sine wave would consist of the fundamental frequency with no harmonics, but in the real world this does not happen, so you want the harmonics to be as small as possible. In both figures 2 and 3, circled in red you can see how many dB the second harmonic is from the fundamental frequency. You can see the Trueform second harmonic is > 5 dB lower than the DDS second harmonic. Also on the DDS figure, you can visibly see the fourth and fifth harmonics poking up from the noise floor. Finally in the DDS figure you can even see a non-harmonic spur between the fourth and fifth harmonic.

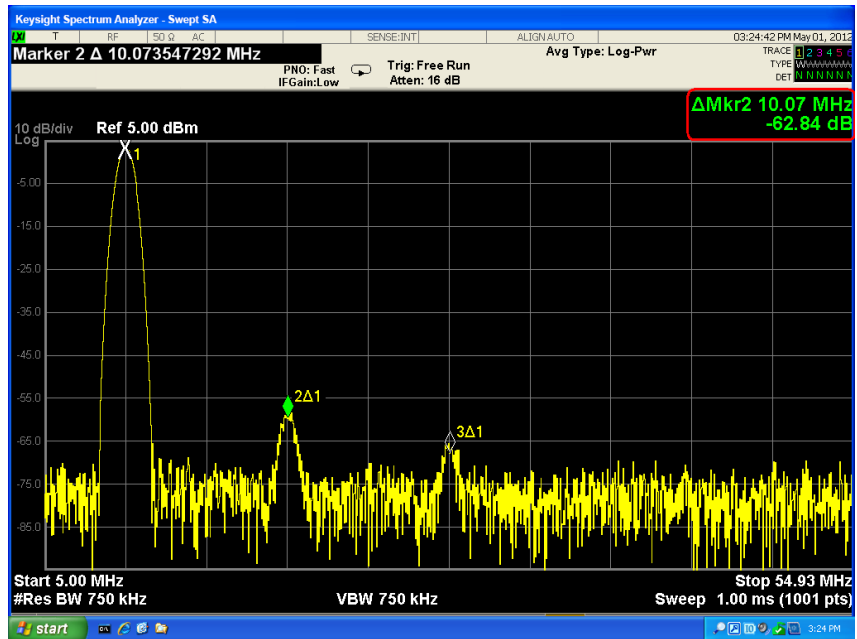


Figure1. Harmonics from Trueform technology

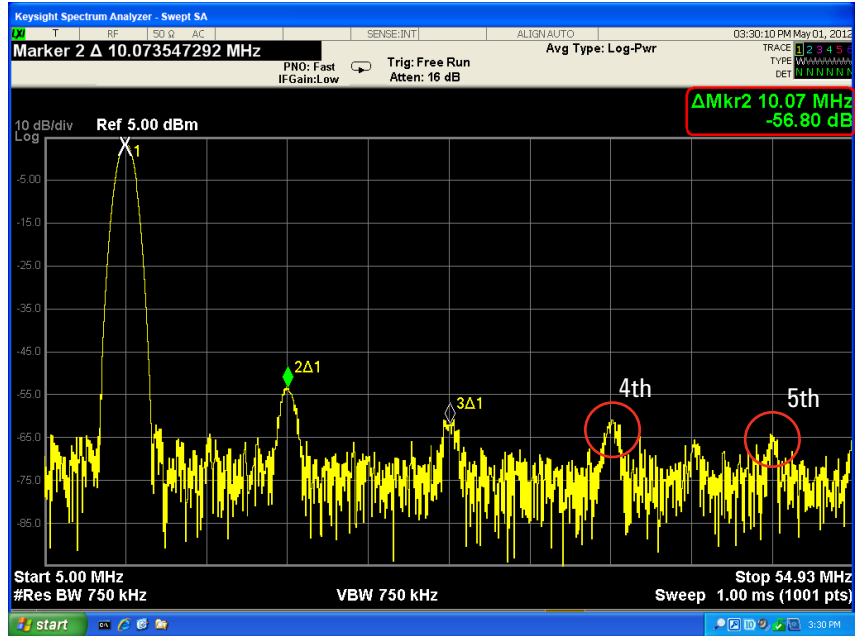


Figure2. Harmonics from DDS technology

When we compare the two from a jitter measurement perspective, the Trueform advantage becomes even more pronounced. The following figures show a jitter measurement made on a 10-MHz pulse signal using a high-performance oscilloscope. The scope view is zoomed in on the rising edge of the pulse signal with the persistence setting of the scope turned on. The histogram function of the scope is used to measure the period jitter of the signals. The standard deviation measurement in each figure is circled in red and represents the signal's RMS jitter. The Trueform pulse signal Jitter measurement is shown in Figure 3 and the DDS pulse signal Jitter measurement is shown in Figure 4.

For the figures 3 and 4, both the amplitude and time scales for the scope are the same. The Trueform pulse waveform has more than 10 times less jitter compared to the DDS pulse waveform.

The improved signal integrity Trueform offers over DDS means less uncertainty in your tests. This is especially true when you consider edge-based timing applications like generating a clock signal, trigger signal or communication signal. The decreased jitter directly translates into less timing uncertainty in your test.

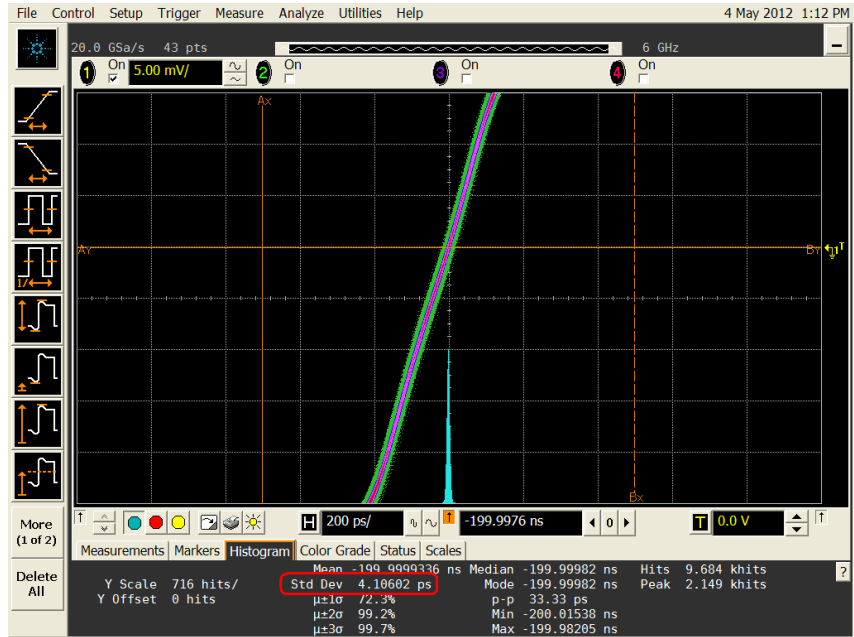


Figure 3. Jitter measurement on Trueform signal



Figure 4. Jitter measurement on DDS signal

The waveform you create is the waveform you get

As we mentioned earlier, DDS uses a fixed clock and a phase accumulator so it cannot guarantee that every point or feature in a waveform will be played. The higher the frequency, the more gaps you will see in the output waveform compared to the ideal waveform. Trueform, on the other hand, plays every waveform point regardless of the set frequency or sample rate. This becomes critical when you are dealing with a waveform that may have a small detail that is critical to the test you are performing.

As an example, we created an arbitrary waveform that consisted of a pulse with seven descending amplitude spikes on top of the pulse. The waveform was then loaded into a Trueform waveform generator and a DDS function/arbitrary waveform generator. First the waveform was played at a 50 kHz frequency on each generator. The result was captured on a scope, as shown in Figure 5. The yellow trace is the Trueform waveform and the green trace is the DDS waveform.

In Figure 5 at 50 kHz, each generator was able to reproduce the waveform with seven spikes on top of the pulse. You can see that the Trueform spikes reached higher amplitude. In the Figure 6 scope screen shot, the waveforms were played again, but this time at 100 kHz.

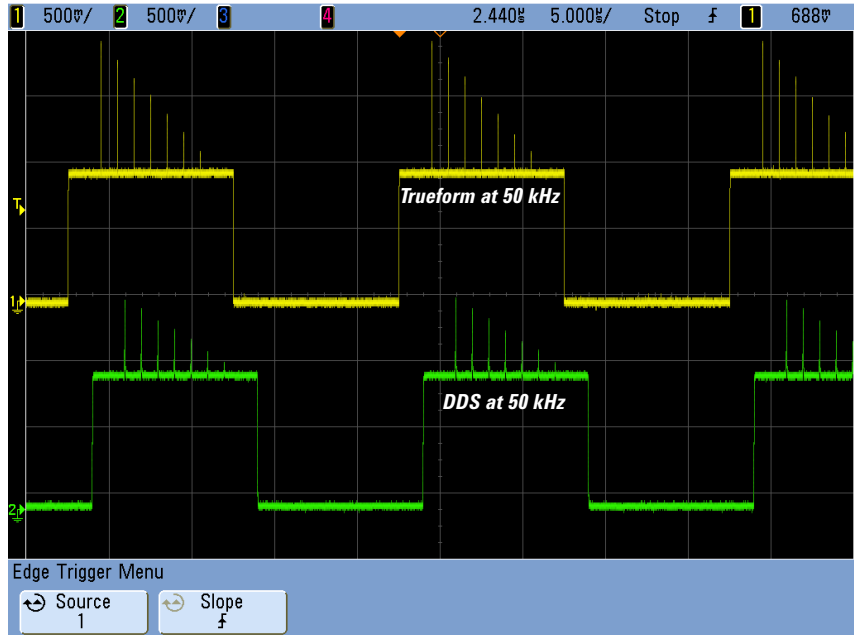


Figure 5. Arbitrary waveform comparison at 50 kHz

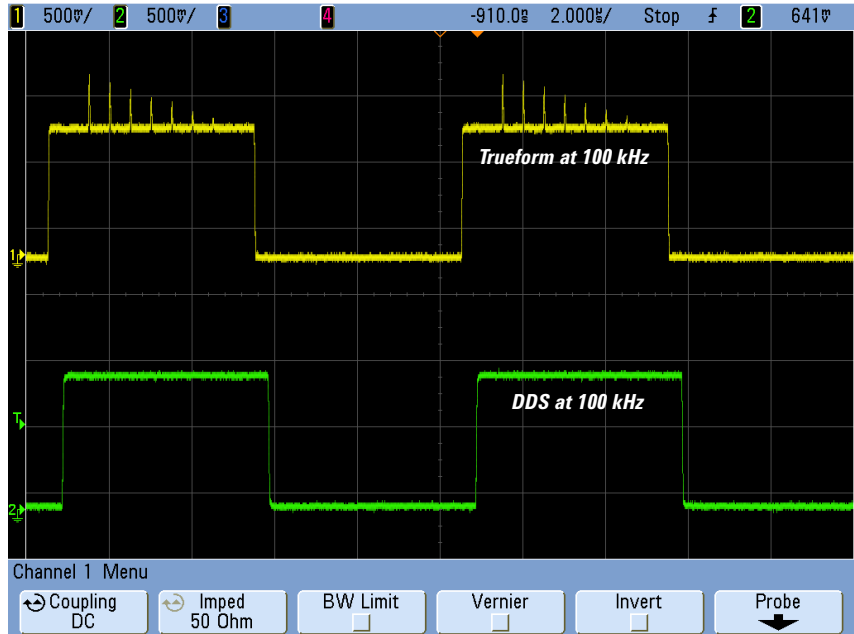


Figure 6. Arbitrary waveform comparison at 100 kHz

At 100 kHz, the Trueform waveform generator played all seven spikes and the DDS generator did not play any of the spikes. In the Figure 7 scope screen shot, the waveforms were played again, but the frequency was doubled again to 200 kHz.

At 200 kHz, once again, the Trueform waveform generator shows all seven spikes in the waveform. The DDS generator went from playing no spikes at 100 kHz to playing three spikes at 200 kHz. Notice that the three spikes played in the 200 kHz waveform do not match the correct time location of any of the seven spikes that are in the actual waveform points. These waveform examples demonstrate that when working with waveforms that have fine detail, DDS cannot be trusted.

For decades DDS technology has been the incumbent technology in function/arbitrary waveform generators, because it offered a lower-cost alternative to high-end PPC technology. The major drawbacks to using DDS technology to generate waveforms are poor signal quality, in the form of jitter and harmonic noise, and skipping waveform points so you do not get a true representation of the programmed waveform. Keysight's patented Trueform technology represents the next leap in waveform generator technology by providing the performance of PPC at the price of DDS. This means you get low jitter on output waveforms and you get the waveform you want every time.

Keysight's Trueform technology offers a new alternative that blends the best of DDS and point-by-point architectures, giving you the benefits of both without the limitations of either. Trueform technology uses an exclusive digital sampling technique that delivers unmatched performance at the same low price you are accustomed to with DDS.

The table below highlights the revolutionary capabilities of Trueform technology.

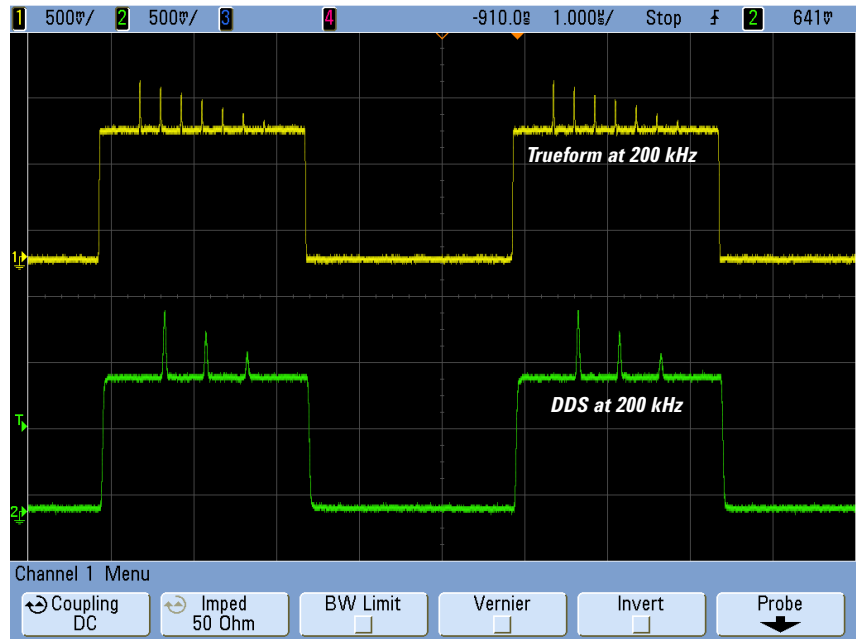


Figure 7. Arbitrary waveform comparison at 200 kHz

	DDS: Traditional 25 MHz waveform generator	Trueform: Keysight 30 MHz 33511B waveform generator	Improvement
Edge jitter	500 ps	40 ps	12x better
Custom waveform replication	Skips waveform points	100% point coverage	Exact waveform replication
Total harmonic distortion	0.2%	0.04%	5x better
Anti-alias filtering	Must provide externally	Always anti-aliased	No anti-aliasing artifacts
Sequenced arb	Not possible	Standard	Easily create complex waveform sequences



www.axiestandard.org

AdvancedTCA® Extensions for Instrumentation and Test (AXIe) is an open standard that extends the AdvancedTCA for general purpose and semiconductor test. Keysight is a founding member of the AXIe consortium. ATCA®, AdvancedTCA®, and the ATCA logo are registered US trademarks of the PCI Industrial Computer Manufacturers Group.



www.lxistandard.org

LAN eXtensions for Instruments puts the power of Ethernet and the Web inside your test systems. Keysight is a founding member of the LXI consortium.



www.pxisa.org

PCI eXtensions for Instrumentation (PXI) modular instrumentation delivers a rugged, PC-based high-performance measurement and automation system.



Keysight Assurance Plans

www.keysight.com/find/AssurancePlans

Up to five years of protection and no budgetary surprises to ensure your instruments are operating to specification so you can rely on accurate measurements.

www.keysight.com/quality

Keysight Technologies, Inc.
 DEKRA Certified ISO 9001:2008
 Quality Management System



Keysight Channel Partners

www.keysight.com/find/channelpartners

Get the best of both worlds: Keysight's measurement expertise and product breadth, combined with channel partner convenience.

www.keysight.com/find/trueform

www.keysight.com/find/33500B

For more information on Keysight Technologies' products, applications or services, please contact your local Keysight office. The complete list is available at: www.keysight.com/find/contactus

Americas

Canada	(877) 894 4414
Brazil	55 11 3351 7010
Mexico	001 800 254 2440
United States	(800) 829 4444

Asia Pacific

Australia	1 800 629 485
China	800 810 0189
Hong Kong	800 938 693
India	1 800 112 929
Japan	0120 (421) 345
Korea	080 769 0800
Malaysia	1 800 888 848
Singapore	1 800 375 8100
Taiwan	0800 047 866
Other AP Countries	(65) 6375 8100

Europe & Middle East

Austria	0800 001122
Belgium	0800 58580
Finland	0800 523252
France	0805 980333
Germany	0800 6270999
Ireland	1800 832700
Israel	1 809 343051
Italy	800 599100
Luxembourg	+32 800 58580
Netherlands	0800 0233200
Russia	8800 5009286
Spain	0800 000154
Sweden	0200 882255
Switzerland	0800 805353
	Opt. 1 (DE)
	Opt. 2 (FR)
	Opt. 3 (IT)
United Kingdom	0800 0260637

For other unlisted countries:
www.keysight.com/find/contactus
 (BP-07-10-14)