

22mm Push Button Switch Contacts

Panel Mount Types



S1
Normally
Open
Silver



S2
Normally
Closed
Silver




S3
Normally
Open
Gold plated



S4
Normally
Closed
Gold plated

Mounting Examples:



Cast Aluminum Enclosure
with panel mount contacts
and metal operator



Plastic Enclosure
with panel mount contacts
and plastic operator

Base Mount Types



S5*
Normally
Open
Silver



S6*
Normally
Closed
Silver




S7*
Normally
Open
Gold plated




S8*
Normally
Closed
Gold plated

Mounting Examples:



Cast Aluminum Enclosure
with base mount contacts
and metal operator



Plastic Enclosure
with base mount contacts
and metal operator



Plastic Enclosure
with base mount contacts
and plastic operator

* For use with non-illuminated operators in thermoplastic or aluminum enclosures listed on page 30 and 36.