

ELEVATE™ II

Elevate II joins Anthro's line-up of adjustable-height tables that move from sitting height to standing height at the push of a button. Available in a range of styles and sizes, Elevate II keeps you moving throughout the day so you're energized and productive.

Add in thoughtful details like tilt-and-go back wheels for the mobility you need (lift up the front of the worksurface and roll the table to access the back of your equipment or rearrange your space) and comprehensive cable management (organize your cables and protect your equipment when the table's in motion) and you have a great-looking table that fits the way you work.

Our Made in the USA commitment, as well as our unrivaled Lifetime Warranty, make Elevate II the premier standing desk for offices, creatives and labs.



PRODUCT SPECIFICATIONS

Tested for safety: Elevate II tables are ETL-listed to UL Standard 692 for US and Canada
Shelves: Tops are 1" thick medium-density fiberboard wrapped in highly durable thermoplastic laminate that resists cracking and chipping and stands up to a wide range of chemicals.

Metal: Metal components are 12 gauge steel with baked-on powder coat finish.

Colors: Available in Black (BK), Maple (MP), and Wenge (WE).

Warranty: Lifetime Warranty against manufacturing defects on the table; 5-year warranty on legs and electrical system. Cords and plugs are not warranted.



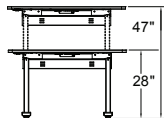
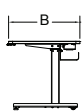
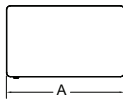
Nicole's Elevate II table adjusts 28"-47" high so she can position it comfortably to work sitting and standing.

ELEVATE II ELECTRIC LIFT TABLES

ELEVATE SINGLE SURFACE TABLE



Elevate II Plus, 60" w 29" d



- Work sitting or standing so you're comfortable and productive all day long with Elevate II electric lift tables. Tables adjust 28"-47" high, and legs move 1.7" per second to quickly position the table right where you want it.
- Strong electric legs lift 150 lbs. of distributed weight easily and quietly and move all your equipment up and down with the table.
- Large cable tray runs the width of the table at the back so cords waterfall off your computer, displays, and other equipment, directly into the tray where they're organized and protected. That way, cords don't have to stretch to reach the full height of the table when you work standing. Add a Power Bar or Surge Protector (sold separately) as a single power source for the table and equipment.
- "Tilt and go" wheels at the back of each foot make it easy to move the table when you need to rearrange your space or access the back of your equipment. Just lift the front of the worksurface and roll the table into place.
- Available in two widths (48" and 60") and two depths (23.25" and 29") to fit your equipment and your space.
- Add options to store your equipment. CPU SideRacks attach to the table top so your computer moves up and down with the table. Articulating monitor arms hold your displays up off the worksurface and position them so they're easy to reach and easy to see.
- Tables have contoured laminate worksurfaces with smooth curved edges that are comfortable against your arms when typing.
- Laminates available in Black (BK), Maple (MP) and Wenge (WE). Metal surfaces are Silver Satin (SS).
- Comes with single worksurface, cable tray, control box and keypad for electric height adjustment, two electric lift legs and two feet with tilt-and-go back wheels.

PRODUCT	Width (A)	Depth (B)	Weight	Part #	Price
Plus, 48" w, Shallow	48"	23.25"	114 lbs.	MVBS48SS/xx	\$1,499
Plus, 48" w, Deep	48"	29"	124 lbs.	MVBD48SS/xx	\$1,549
Plus, 60" w, Shallow	60"	23.25"	135 lbs.	MVBS60SS/xx	\$1,599
Plus, 60" w, Deep	60"	29"	141 lb.	MVBD60SS/xx	\$1,649

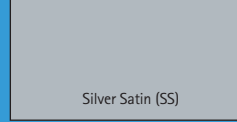


205 Westwood Ave, Long Branch, NJ 07740
 Phone: 866-94 BOARDS (26273) / (732)-222-1511
 Fax: (732)-222-7088 | E-mail: sales@touchboards.com

01/15

COLOR CHOICES

Select your product colors from the following swatches. For most part numbers, replace "zz" with a 2-letter Metal Code and "xx" with a 2-letter Laminate Code.



Metal Color (zz)

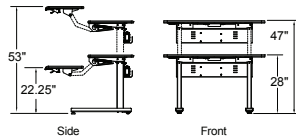
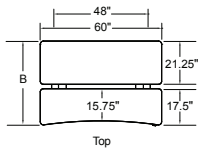


Laminate Colors (xx)

ELEVATE II ADJUSTA



Elevate II Adjusta Plus, 60" w 41.5" d



- Dual-surface electric lift tables adjust so you work comfortably, sitting or standing. Push the button to set the height of the back monitor surface electrically, and then squeeze the paddle to fine-tune the front keyboard surface. The monitor surface adjusts 28"-47" high; the keyboard surface's range is 22.25"-54" high.
- Keyboard surface also tilts 9 degrees forward, for positive tilt, and 15 degrees back, for negative tilt. Keyboard surface supports 40 lbs. of distributed weight.
- Strong electric legs lift 150 lbs. of distributed weight quickly and quietly and move all your equipment up and down with the table.
- Large cable tray runs the width of the table at the back so cords waterfall off your computer, displays, and other equipment, directly into the tray where they're organized and protected. That way, cords don't have to stretch to reach the full height of the table when you work standing. Add a Power Bar or Surge Protector (sold separately) as a single power source for table and equipment.
- "Tilt and go" back wheels at the back of each foot make it easy to move the table when you need to rearrange your space or access the back of your equipment. Just raise the keyboard surface all the way up, lift the front of the table, and roll it into place.
- Available in two widths (48" and 60") to fit your equipment and your space.
- Add options to store your equipment. CPU SideRacks attach to the table top so your computer moves up and down with the table. Articulating monitor arms hold your displays up off the worksurface and position them so they're easy to reach and easy to see.
- Tables have contoured laminate worksurfaces with smooth curved edges that are comfortable against your arms when typing.
- Laminates are available in Black (BK), Maple (MP), and Wenge (WE). Metal surfaces are Silver Satin (SS).
- Comes with 1" thick back monitor surface, 1" thick front keyboard surface, 1 mechanism and paddle for manual keyboard shelf height adjustment, cable tray, control box and keypad for electric height adjustment, two electric lift legs and two feet with tilt-and-go back wheels.

PRODUCT	Width (A)	Depth (B)	Weight	Part #	Price
Plus, 48"w	48"	41.5"	167 lbs.	MVJB48SS-xx	\$2,589
Plus, 60"w	60"	41.5"	185 lb.	MVJB60SS-xx	\$2,689

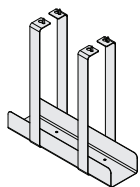
ELEVATE II ACCESSORIES

CPU SIDERACKS

Install your CPU in a SideRack and save space on your Elevate II table! Choose the size and style that fits.

CPU SideRack, Inboard

Grey Metallic with Silver Satin (GV)

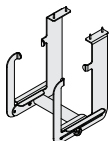


- Attaches under the worksurface of your table with four screws. Installs left or right.
- Supports CPUs up to 4" wide, 15.5" high. Holds up to 40 lbs.
- Comes in Grey Metallic tray and Silver Satin arms.

PRODUCT	Width	Depth	Height	Weight	Part #	Price
CPU SideRack, Inboard	4"	16"	15.5"	6 lbs.	STSR1GV	\$79.95

CPU SideRack, Outboard

Grey Metallic (GM)

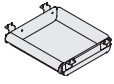


- Attaches to the outside edge of your table with four screws. Installs left or right.
- Slide the arms open to insert your CPU, then tighten down to keep it in place. Measure the width of your CPU and add 3" to determine how far the SideRack will extend from the side of your table.
- Supports CPUs 4.5"-9.75" wide. Holds up to 40 lbs.
- Comes in Grey Metallic.


PRODUCT	Width	Depth	Height	Weight	Part #	Price
CPU SideRack, Outboard	6.25"	11.5"	14.5"	12 lbs.	STSR2GM	\$179.95


Most of our customers attest to our great assembly instructions and the tools we send to put your units together. Our aim is to make assembly as easy as possible.

DRAWER SOLUTIONS



Drawer – Small 3"

- This 3" high metal drawer features full-extension glides, making it easy to reach everything inside.
- Attaches under the worksurface. Drill required for installation. 
- Interior dimensions are 12.75"w x 12.25"d x 3"h.
- Available in Silver Satin (SS).

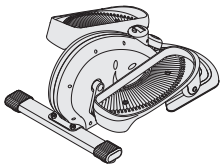


FileAround

- Full-extension glides put everything in easy reach. Two locking casters keep unit in place when drawers are pulled out, and the fifth caster under the file drawer prevents the unit from tipping when drawers are fully extended.
- Holds up to 150 lbs. of distributed weight overall: up to 50 lbs. on top, up to 50 lbs. in the 6" drawer, and up to 75 lbs. in the 11" drawer.
- Available in Silver Metallic (SM).

PRODUCT	Locking	Width	Depth	Height	Weight	Part #	Price
Drawer – Small 3"	No	13"	12.5"	3.25"	7 lbs.	413SS	\$99.95
FileAround	Yes	15.5"	18.5"	21.5"	60 lbs.	510SM	\$629.95

ELLIPTICAL TRAINER



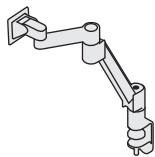
- Keep moving at your desk – without leaving your space or interrupting your work. Slide your feet into this Elliptical Trainer and start stepping. Move forward, backward, and even pause as you set your own pace.
- Use sitting or standing. Portable unit even tucks out of the way when not in use.
- Turn the Tension Knob to increase or decrease the resistance and set the intensity level.
- Electronic fitness monitor displays the number of strides per minute, the total number of strides, exercise time, and calories burned.
- Footprint is a space-saving 12" wide, 20" deep. Weight on this product should not exceed 250 lbs.
- Comes in Black with Silver accents. Ninety-day warranty against manufacturing defects.

PRODUCT	Width	Depth	Weight	Part #	Price
Elliptical Trainer	12"	20"	24 lbs.	MVELL BK	\$119.95*

FLAT PANEL MONITOR SOLUTIONS

Lots of choices for your flat panel monitor! Pick the features you need. **Note: all mounting options conform to VESA 75mm and 100mm mounting standards.** If you need a different standard or would like to discuss additional monitor solutions that we have available, give us a call.

Flat Panel Monitor Arm



- These steel arms have a vertical travel range of 16" and rotate 360°. Travel range depends on the size of your monitor.
- Mount with either a C-clamp to the edge of your table or drill through a shelf for added security. Clamp opens a maximum of 2" and requires 3.5" of vertical clearance below the shelf.
- The arms extend up to 22" from their mounting point.
- Ten-year warranty against manufacturing defects.
- The arms are available in Black (BK) and Silver Metallic (SM).

PRODUCT	Supports Monitors Weighing	Weight	Part #	Price
Single – Standard	7.5-25 lbs.	20 lbs.	LCDxx	\$399
Single – Super	13.5-44 lbs.	20 lbs.	LCD2xx	\$499



QuickShip available for the Standard Arm in Black (LCDBK) and Silver Metallic (LCDSM), and Super Arm in Silver Metallic (LCD2SM) only.

FOOTREST

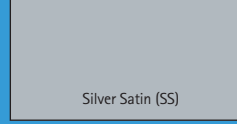


- Elevate your feet with this simple footrest and alleviate pressure on your lower back. Rocking motion keeps your lower legs and feet moving while seated.
- Non-skid pads on the surface keep your feet in place.
- Measures 16.75"w x 12.25"d x 4.5"h.
- Comes in Black.


PRODUCT	Weight	Part #	Price
Footrest	5 lbs.	729BK	\$99.95*

COLOR CHOICES

Select your product colors from the following swatches. For most part numbers, replace "zz" with a 2-letter Metal Code and "xx" with a 2-letter Laminate Code.



Metal Color (zz)

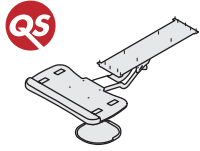


Laminate Colors (xx)

KEYBOARD AND MOUSE SOLUTIONS

Whether you're looking for ergonomics or just convenience, finding the right Keyboard Solution can make a world of difference in your workstation. And we offer lots of choices. Sometimes the differences between the caddies are subtle, so feel free to call us to find the right solution for you.

Keyboard and Mouse Caddy, Style B – Super




- Caddy moves in and out, up and down from even with your work surface to 6" below, tilts 15° positive and 15° negative, and swivels 360°.
- Swing-out mouse surface pivots out when it's needed and hides away when it's not.
- Made of steel and phenolic with an integrated foam wrist rest.
- Surfaces are neutral granite color.
- Requires 18.5" mounting depth. Drill required for installation.

PRODUCT	Width	Depth	Weight	Part #	Price
Keyboard and Mouse Caddy, Style B	19.5"	8"	7 lbs.	UKMCBK	\$239.95

Works with deep tables only.

Keyboard and Mouse Caddy, Style D – Compact



- Caddy moves in and out, up and down from even with your work surface to 6" below, tilts 10° positive and 20° negative, and swivels 360°. When pushed under the surface, the caddy will extend 4" from the front of your table.
- Swing-out mouse surface pivots out when it's needed and hides away when it's not.
- Made of steel and phenolic with an integrated foam wrist rest.
- Surfaces are dark grey granite color.
- Requires 11" mounting depth. Drill required for installation.


PRODUCT	Width	Weight	Part #	Price
Keyboard and Mouse Caddy, Style D	19.5"	11 lb.	169BK	\$229.95

Works with deep tables only.

POWER SOLUTIONS

Plug all of your electrical cords into a single strip to keep them organized and accessible. Choose the mounting option and features that are right for you.

Power Bar




- Rated at 15 amps, 120 Volts. 2" spacing allows AC/DC adapters at each receptacle.
- Comes with 12' cord, on/off switch, on/off indicator light, and circuit breaker reset button.
- Slides into the cable enclosure.
- One-year warranty against manufacturing defects.
- Available in Silver Metallic (SM)

Silver Metallic (SM)

PRODUCT	Width	Depth	Height	Weight	Part #	Price
12 Receptacles	36"	2"	3"	8 lbs.	PBA12SM	\$199
16 Receptacles	48"	2"	3"	12 lbs.	PBA16SM	\$219

Power Bar does not provide surge protection. The 16-receptacle bar does not work with 48w tables.

Surge Protector



- These UL-listed surge suppressors are 12" long, have 6 outlets and are rated at 15 amps, 120 Volts. Comes with on/off switch, on/off indicator light, and circuit breaker reset button.
- Surge Protector - Comes in Black (BK) and attaches under a shelf with integrated mounting hardware or slips into the cable trough.
- One-year warranty against manufacturing defects.

PRODUCT	Cord Length	Depth	Weight	Part #	Price
Surge Protector - Standard	15'	2.5"	2 lbs.	520BK	\$84.95

Touchboards

205 Westwood Ave, Long Branch, NJ 07740
 Phone: 866-94 BOARDS (26273) / (732)-222-1511
 Fax: (732)-222-7088 | E-mail: sales@touchboards.com