



Changing The Way You Think About Carts

Users Guide for AC-SYNC


Thank you for choosing Anywhere Cart!

The AC-SYNC is designed to sync, charge and store 1-36 iPads or tablets. Adjustable device divider bays allow fitment of any width device in 1/2" increments.

Please review this manual before installing your equipment to learn how to safely use your cart.

AC input: 120V AC 60 Hz
Max amps: 15A
Max wattage: 1875W

Identifying Components



Front of Cart (closed)

- 1. Push Handle
- 2. Door Lock Latch
- 3. Cord Wrap w/ Power Cord
- 4. Padlock Flange
- 5. 4" Swivel / Lock Casters



Front of Cart (open)

- 6. Device Cord Pass-Thru
- 7. Heavy Duty Door Hinges
- 8. Door Lock Latch
- 9. Adjustable Dividers



Back of Cart (open)

- 10. Main Power Switch
- 11. External Power Outlets
- 12. Host / Master Port (USB-B)
- 13. 36-Port SYNC Station
- 14. Power Strip



205 Westwood Ave, Long Branch, NJ 07740
Phone: 866-94 BOARDS (26273) / (732)-222-1511
Fax: (732)-222-7088 | E-mail: sales@touchboards.com



Please follow these important safety tips:

- Do not allow children to push, pull, climb or sit on or touch any part of the electrical system.
- Do not use this unit outdoors.
- Liquids should not be set on or placed near the cart.
- Never unplug the cart from the outlet when your hands are wet.
- Set the power switch to the OFF position before you unplug the unit from the wall, plug the unit into the wall, or plug in devices.
- Do not use an extension cord with this unit.
- Improper repairs can create significant hazards to users and is not covered by the warranty. Repairs should always be performed by a qualified electrician.
- Always latch doors before moving the cart.
- Never use the power cord to pull the cart.
- Never roll the cart over the power cord.
- If external devices are set on top of the cart, remove them before rolling cart around.
- Before using any new charging cart, have a qualified electrician verify the current draw does not exceed the rating of the unit when all the devices are installed.
- Never plug in the cart if the switch, receptacles, or power cord are broken, cracked, torn or inadequately repaired.

Read over the entire manual before operating this device.

IMPORTANT: The electrical system is designed to handle a **MAXIMUM of 1875 Watts at one time**

NEVER add or remove devices while in SYNC mode.

TROUBLESHOOTING:

- **Unit does not turn on?**

Check all power cords going into the power strip & SYNC Station and verify they are plugged in.

- **No HOST status LED in SYNC mode?**

Turn OFF Main power switch, then Re-seat or replace HOST cable.

- **RED or FLASHING LEDs in SYNC mode?**

Turn OFF Main power switch, then Re-seat or replace DEVICE cable.

- **Devices won't show up in iTunes?**

a) Close iTunes and reopen it.

b) Make sure both the HOST & DEVICES have the latest version of iTunes or SYNC software

c) Restart the HOST device.

Setting Up Your Devices (Front)

Device slots come set at 1" wide and are adjustable in 1/2" increments to fit any device width.

1. Using a ruler, measure the thickest part of your device. If it is less than 1" thick, skip to Step 3: Power Adapter Setup.




2. If your device is thicker than 1", locate & remove thumbscrew by turning counter clockwise.



3. Slide Retaining Strip forward & out of the way. Strip can be removed if needed.



4. Pulling forward, then up, remove divider panel.



5. Adjust spacing as needed in 1/2" increments.



6. Slide retaining metal strip into place & replace thumbscrew.



SYNC Station (Back)



Mode Selection Switch



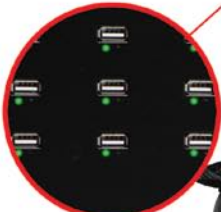
Main Power Switch



Host Connection Indicator



Host / Master Port
(USB-B)




Device Status Indicator



CHARGE MODE
Indicators are OFF.

SYNC MODE
Indicators are GREEN.

FAULT MODE
Indicators are RED.



Helpful Hints:

While in CHARGE mode, no LEDs will be illuminated, but the fan inside the SYNC Station will be operational.

While in SYNC mode, LEDs on USB ports which have devices attached will illuminate GREEN when operating correctly. An LED which illuminates RED means the cable or device port may be defective. Turn off power, replace cable and try again.

SYNC Station Operation

To CHARGE devices:

1) With the main power switch OFF, open the rear panel door on your AC-SYNC cart.



2) Locate the MODE Switch on the SYNC Station and move to "CHARGE" mode.



3) Locate the main power switch on side of AC-SYNC cart and move to the "I" position.



HELPFUL HINTS

The use of OEM cables is HIGHLY RECOMMENDED.

While in CHARGE mode:

- Devices can be added or removed any time.
- There should be **no** LED indicators illuminated.

While in SYNC mode:

- For best results, make sure your HOST device has the latest version of your preferred SYNC software.
- All devices need to be turned on in order to SYNC.
- USB ports which don't have devices attached, won't illuminate.
- Always check connections before use.

NEVER add or remove devices while in SYNC mode.

To SYNC devices:


1) With the main power switch OFF, open the rear panel door on your AC-SYNC cart.



2) Locate the MODE Switch on the SYNC Station and move to "SYNC" mode.



3) Locate the HOST SYNC port on the outside of AC-SYNC cart, plug in your host device & turn the device on.



4) Locate the main power switch on side of AC-SYNC cart and move to the "I" position.



5) Verify the HOST status indicator is illuminated **GREEN** and individual DEVICE status indicators are **GREEN**.



TROUBLESHOOTING:

- **Unit does not turn on?** Check all power cords going into the power strip / SYNC Station and verify they are plugged in.
- **No HOST status LED in SYNC mode?** Turn OFF Main power switch, then Re-seat or replace HOST cable and repeat from step 1.
- **RED or FLASHING LEDs in SYNC mode?** Turn OFF Main power switch, then Re-seat or replace DEVICE cable and repeat from step 1.
- **Devices won't show up in iTunes?**
 - a) Close iTunes and reopen it.
 - b) Make sure both the HOST and DEVICES have the latest version of iTunes.
 - c) Restart the HOST device.
 - d) Repeat from step 1.



Limited Warranty

205 Westwood Ave, Long Branch, NJ 07740
Phone: 866-94 BOARDS (26273) / (732)-222-1511
Fax: (732)-222-7088 | E-mail: sales@touchboards.com

1. The terms below shall have the following definitions for purposes of this Warranty:

"Client" means the original party purchasing the Products from Anywhere Cart or from an authorized dealer to sell Anywhere Cart branded products.

"Components" mean the mechanical components of a Product including the wheels, locks, drawer slides and hinges.

"Electronics" mean the electronic timer, Sync station and power strips. Cords and switches are not warranted.

"Frame" means the main frame or chassis of a Product.

"Products" means any goods and any related services to be supplied by Anywhere Cart to the Client pursuant to the Acceptance of an Order and any other goods or services which Anywhere Cart supplies to the Client from time to time.

Anywhere Cart warrants that the Products to be supplied to Client are free from defects in material and workmanship under normal use and service for which they were intended if, but only if, the Products have been properly installed and operated. Anywhere Cart's obligation under this Warranty is limited to only supplying replacement part(s) for any part(s) which are returned and found to be defective, provided that such part(s) are returned to Anywhere Cart within the following Warranty Period:

- a. With regard to the Frame, the Warranty Period shall be for the life of the Product to Client.
- b. With regard to Components, the Warranty Period shall be for a period of two (2) years from the date of delivery of the Product to Client.
- c. With regard to Electronics, the Warranty Period shall be for a period of two (2) years from the date of delivery of the Product to Client.

Except as prohibited or limited by applicable law, Anywhere Cart does not warrant that the Products meet the requirements of any safety code of any country, state, municipality, or other jurisdiction, and Client assumes all risk and liability whatsoever resulting from the use thereof, whether used singly or in combination with other machines or apparatus. This Warranty shall not apply to any of Anywhere Cart's Products, or parts thereof, which have been repaired or altered, without Anywhere Cart's written consent, outside Anywhere Cart's facility or altered in any way so as, in the sole judgment of Anywhere Cart, to adversely affect the stability or reliability of the Products, or if such Products have been subject to misuse, negligence, or accident, or have been operated in a manner not in accordance with Anywhere Cart's printed instructions or have been operated under conditions more severe than, or otherwise exceeding, those set forth in the specifications for such Products.

EXCEPT AS PROHIBITED OR LIMITED BY APPLICABLE LAW, THIS WARRANTY AND THE OBLIGATIONS AND LIABILITIES OF Anywhere Cart ARE EXCLUSIVE AND IN LIEU OF WARRANTIES, GUARANTIES OR LIABILITIES, EXPRESS OR IMPLIED, INCLUDING ANY IMPLIED WARRANTY FOR MERCHANTABILITY, FITNESS FOR A PARTICULAR PURPOSE, ARISING BY LAW OR OTHERWISE OR WHETHER OR NOT OCCASIONED BY Anywhere Cart's NEGLIGENCE AND CLIENT HEREBY WAIVES ALL REMEDIES NOT EXPRESSLY PROVIDED IN THIS WARRANTY. THIS WARRANTY SHALL NOT BE EXTENDED, ALTERED OR VARIED EXCEPT BY A WRITTEN INSTRUMENT SIGNED BY Anywhere Cart AND CLIENT. REGARDLESS OF THE FAILURE OF THE SOLE AND EXCLUSIVE REMEDIES PROVIDED IN THIS WARRANTY, Anywhere Cart WILL NOT BE LIABLE FOR ANY SPECIAL, INCIDENTAL, INDIRECT OR CONSEQUENTIAL DAMAGES WHATSOEVER (INCLUDING, WITHOUT LIMITATION, DAMAGES FOR LOSS OF REVENUE, BUSINESS OR PROFITS, LOSS RESULTING FROM BUSINESS INTERRUPTION, LOSS OF BUSINESS INFORMATION, LOSS RESULTING FROM ANY CLAIM BY ANY THIRD PARTY, ANY LOSS DUE TO DAMAGE TO PROPERTY, AND INJURY TO OR DEATH OF ANY PERSONS RESULTING, DIRECTLY OR INDIRECTLY, FROM THE USE OR LOSS OF THE PRODUCTS OR ANY OTHER PECUNIARY LOSS) OF ANY KIND OR NATURE. Anywhere Cart NEITHER ASSUMES NOR AUTHORIZES ANY PERSON TO ASSUME FOR IT ANY OTHER LIABILITY IN CONNECTION WITH THE SALE OR USE OF THE PRODUCTS, AND THERE ARE NO ORAL AGREEMENTS OR WARRANTIES COLLATERAL TO OR AFFECTING THIS WARRANTY. THE EXCLUSION OF SPECIAL, INCIDENTAL, INDIRECT OR CONSEQUENTIAL DAMAGES IS AN INDEPENDENT AGREEMENT OF Anywhere Cart AND CLIENT APART FROM THE SOLE AND EXCLUSIVE REMEDIES PROVIDED IN THIS WARRANTY.

Client shall notify Anywhere Cart by registered or certified mail, return receipt requested, of a breach of this Warranty within thirty (30) days after discovery thereof, but not later than the expiration of the applicable Warranty Period, otherwise such claims shall be deemed waived.

2. Limitations of Warranty.

Anywhere Cart makes no warranties to any third party. You are responsible for all claims, damages, settlements, expenses, and attorneys' fees with respect to claims made against You as a result of Your use or misuse of the Product. This warranty applies only if the Product is installed, operated, maintained, and used in accordance with Anywhere Cart specifications. Specifically, the warranties do not extend to any failure caused by (i) accident, unusual physical, electrical, or electromagnetic stress, neglect or misuse, (ii) fluctuations in electrical power beyond Anywhere Cart specifications, (iii) use of the Product with any accessories or options not furnished by Anywhere Cart or its authorized agents, or (iv) installation, alteration, or repair of the Product by anyone other than Anywhere Cart or its authorized agents.

3. Disclaimer of Warranty.

Except As Expressly Provided Otherwise Herein And To The Maximum Extent Permitted By Applicable Law, Anywhere Cart Disclaims All Other Warranties With Respect To The Product, Whether Express, Implied, Statutory Or Otherwise, Including Without Limitation, Satisfactory Quality, Course Of Dealing, Trade Usage Or Practice Or The Implied Warranties Of Merchantability, Fitness For A Particular Purpose Or Noninfringement Of Third Party Rights.

4. Limitation of Liability.

In no event shall Anywhere Cart be liable for indirect, incidental, special, exemplary, punitive, or consequential damages of any nature including, but not limited to, loss of profits, data, revenue, production, or use, business interruption, or procurement of substitute goods or services arising out of or in connection with this limited warranty, or the use or performance of any product, whether based on contract or tort, including negligence, or any other legal theory, even if Anywhere Cart has advised of the possibility of such damages. Anywhere Cart's total, aggregate liability for damages of any nature, regardless of form of action, shall in no event exceed the amount paid by you to Anywhere Cart for the specific product upon which liability is based.

5. Governing Law and Your Rights.

This warranty gives You specific legal rights; You may also have other rights granted under state law. These rights vary from state to state.

6. Warranty Period for Anywhere Cart Product Purchased:

AC-PRO II, AC-SLIM, AC-SYNC, AC-MINI, AC-MAX, AC-PLUS	Lifetime Frame, 2 Years Components, 2 Year Electronics
---	--