

# Product

## D Series High Brightness Installation Projector



6,200-7,500  
Lumens



1080P



Instant On/Off



All Product  
Support 3D Sync



Manual Lens Shift



360°  
Installation



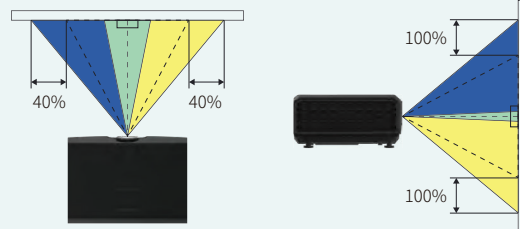
Multi-color Correction  
Technology



Cinema Level  
Reliability

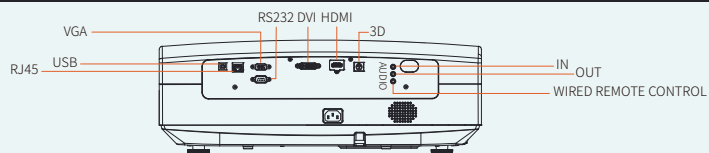
### Wide Range Manual Lens Shift

H & V manual lens shift at  $\pm 40\%$  (vertical) and  $\pm 100\%$  (horizontal).



### Rich I/O


Rich array of input/output connection types, including HDMI, DVI, 5BNC and others.



### Applications



Digital Sandboxes



Exhibitions



4D Ballrooms

# Specifications

Model		AL-DH750A	AL-DH620A
Display Technology		DLP™x1, DLP™ projection system	
Panel Size		0.65" DMD	
Resolution		1,920×1080, 1,080P	1,920×1080, 1,080P
Brightness Output <sup>①</sup>		7,500 lm	6,200 lm
Light Source Type		ALPD® Laser (Laser type: Class1)	
Life Source Lifetime <sup>⑥</sup>		20,000h	
Contrast <sup>②</sup>		35,000 :1	
Uniformity		90%	
Display Gamut		REC.709	
Lens Throw Ratio		1.23-1.97:1	
Screen Size		60" ~ 300"	80" ~ 300"
Geometric Correction		Vertical keystone: ±20°, corner keystone	
Optical Axis Shift		Vertical: -34% ~ +48%, Horizontal: ±28%, Manual	Vertical: ±100%, Horizontal: ±40%, Manual
Input Resolution		1,920×1,080	1,920×1,200
I/O		DVI × 1 / HDMI × 1 / VGA × 1 / RS232 × 1 / Mini-jack 3.5mm × 1 / RJ45 × 1 / USB × 1 / IR 3D out × 1	
Power Supply		100-240V AC, 50/60Hz	
Power Consumption	Standard	≤ 380W	≤ 450W
	Stand by	< 0.5W	
Orientation		360°	
Noise		35dB (Standard)	
Structure	Measurements <sup>③</sup>	19.3" × 13.9" × 6.3"	
	Weight <sup>④</sup>	≤ 25.6 lbs	≤ 28.7 lbs
Working Environment	Temperature <sup>⑤</sup>	32°F~104°F (95°F~104°F Eco Mode)	
	Humidity	20%~80% (no condensation)	
Accessories		Power cable x1, wireless /wired remote control unit, remote control, batteries, software CD-ROM	

①Based on ISO21118 standard. ② Full white/full black. ③ Not including protruding parts. ④ Including standard lens. Average value. ⑤ Operation temperature will be set to 32°F~95°F when working under High Altitude Mode. Output of projector will be reduced to 50% if ambient temperature exceeds 95°F. ⑥ The output of the projector will have decreased by approximately 50% around this time. Data from accelerated lab simulations. Actual time may vary according to the operating modes, environment and other user behaviors.

