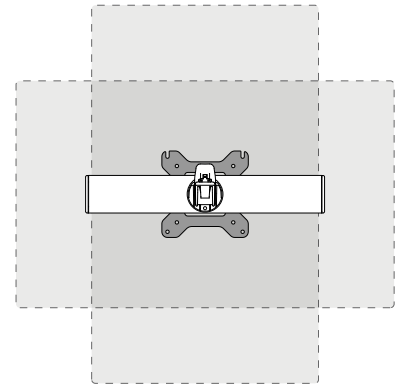
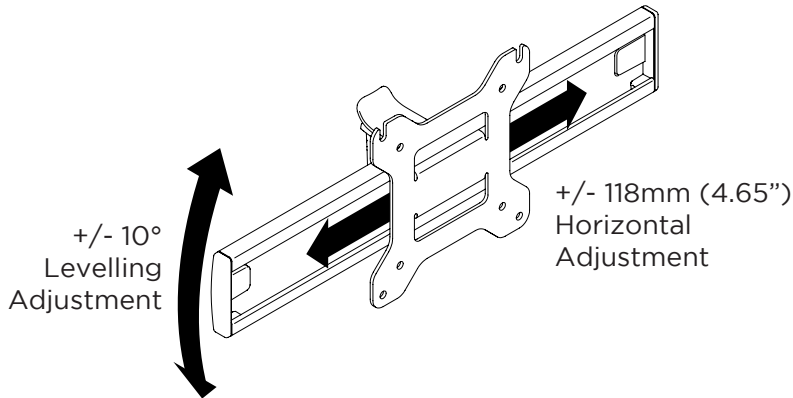


## Slider

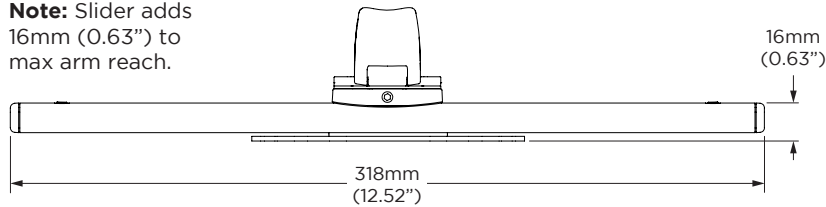
### MOVEMENT



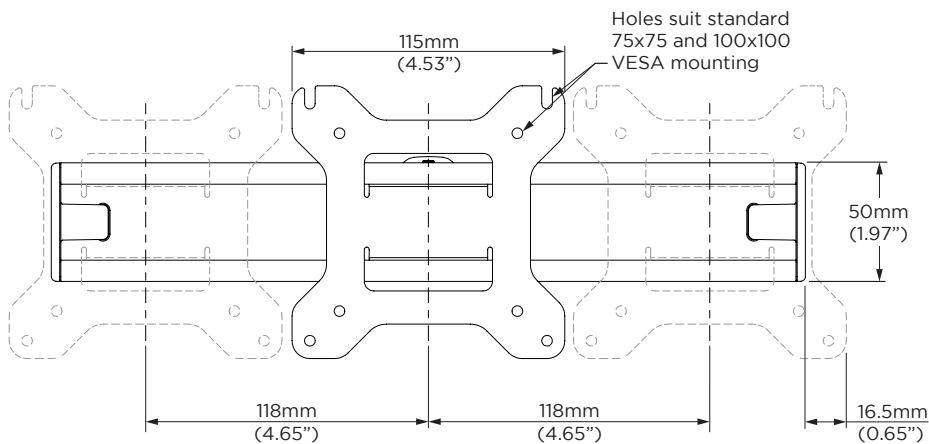
Landscape or portrait  
monitor installation

### DIMENSIONS

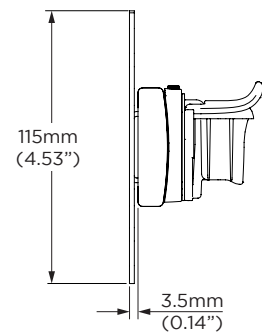
**Note:** Slider adds  
16mm (0.63") to  
max arm reach.



Top View



Front View



Side View

## FEATURES

- +/- 118mm (4.65") of horizontal positioning adjustment to ensure monitor bezels can remain aligned when positioning dual monitors.
- Compatible with AWM Series monitor arms including AWM-AD, AWM-A13, AWM-A46 and AWM-A71
- Levelling adjustment allows users to get their monitor perfectly horizontal in any position..
- Quick monitor release/attachment mechanism.
- Security screw (supplied with monitor arm)

<b>Max monitor weight</b>	7kg (15lb)*
<b>Horizontal adjustment</b>	+/- 118mm (4.65")
<b>Levelling adjustment</b>	+/- 10°
<b>VESA mounting</b>	75x75   100x100

\*Monitor weight should be within the weight range of all modular elements that make up the complete monitor mounting solution.

\*Curved monitors, deep devices (such as all-in-one PCs) and offset VESA locations exert additional leverage that can exceed the capacity of the mount even though the monitor weight may be within the stated range. Please contact Atdec if you would like further information.

## WARRANTY

10 years limited