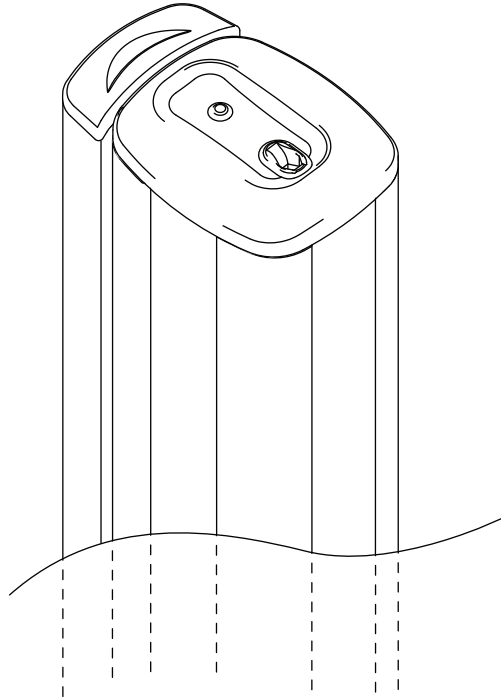
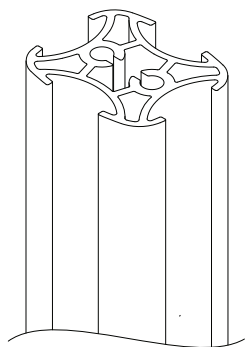


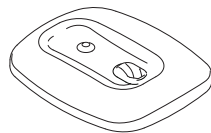
Post



COMPONENT CHECKLIST



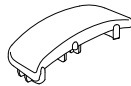
A
Post
(x1)



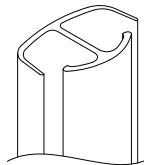
B
Post Cap
(x1)



C
Screw
M8
(x2)



D
Cable Cover Cap
(x1)
(not supplied
with all posts)



E
Cable Cover
(x1)
(not supplied
with all posts)



F
Cable clips
(not supplied
with all posts)

Desk 

REQUIRED TOOLS

- All tools provided


IMPORTANT INFORMATION

- ! Please ensure this product is installed as per these installation instructions.
- ! This product is compatible with Atdec AWM Series products.
- ! The manufacturer accepts no responsibility for incorrect installation.

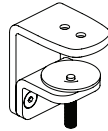
1. Attach Post to fixing (fixing sold separately)

1.1 Follow the installation guide provided with your fixing to attach it to the post and fit it to the worksurface.

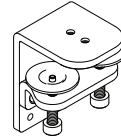
AWM Fixing options



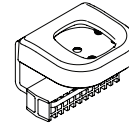
Bolt Through Kit
AWM-FB



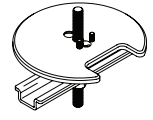
F Clamp
AWM-FF



Heavy Duty F Clamp
AWM-FH



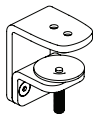
C Clamp
AWM-FC



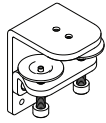
Grommet Clamp
AC-GC

2. Check post placement & arm positions

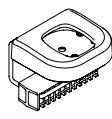
2.1 Do not mount a monitor arm on the rear channel of a post when the post is fixed to the desk using an F Clamp, Heavy Duty F Clamp, or C Clamp.



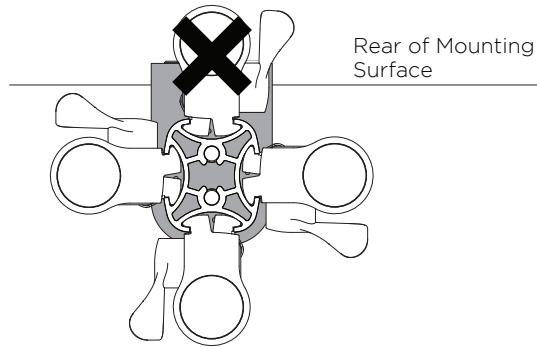
F Clamp
AWM-FF



Heavy Duty F Clamp
AWM-FH

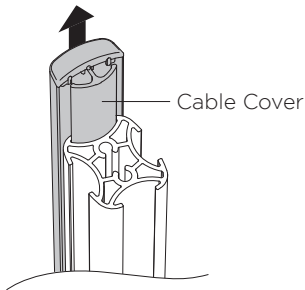


C Clamp
AWM-FC



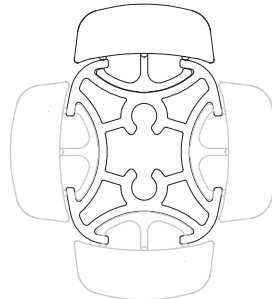
3. Cable cover position and post cap

3.1 To reposition the cable cover, pull it straight up and out of the post and insert it into any of the available channels

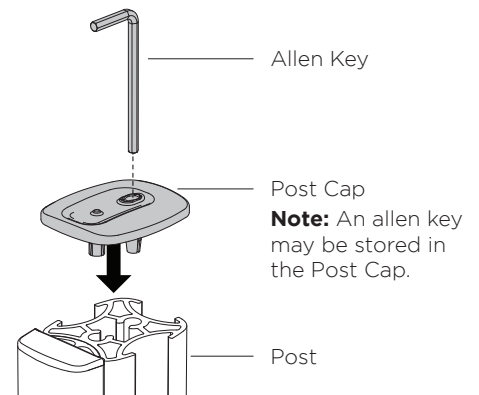


Note: The cable cover shown does not come with all posts

3.2 Optional cable cover positions

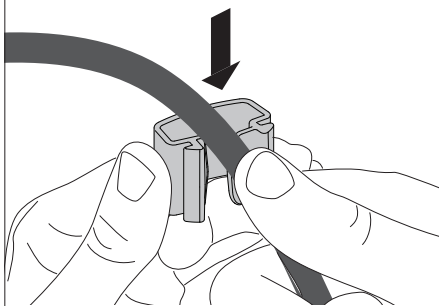


3.3 Fit post cap onto the top of the post



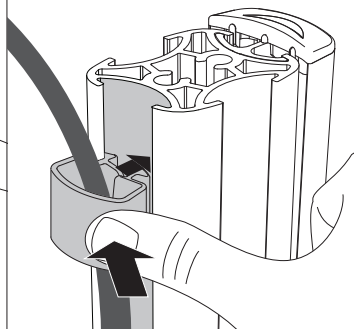
4. Cable clips and cover

4.1 Push the cable down into the cable clip.

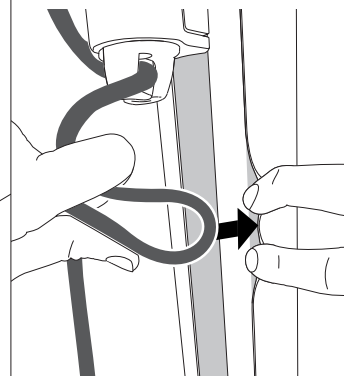


Note: Cable clips do not come with all posts. Additional clips sold separately.

4.2 Insert one side of the cable clip into the channel on the post assembly, then push in the other side.



4.3 Loop cable and insert into cable cover.



4.4 Feed remaining cable into the cover.

