



USB-C Multiport Mini Dock

USER MANUAL

UH3232

EMC INFORMATION

Federal Communication Commission Interference Statement: This equipment has been tested and found to comply with the limits for a Class B digital service, pursuant to Part 15 of the FCC rules. These limits are designed to provide reasonable protection against harmful interference in a residential installation. Any changes or modifications made to this equipment may void the user's authority to operate this equipment. This equipment generates, uses, and can radiate radio frequency energy. If not installed and used in accordance with the instructions, may cause harmful interference to radio communications. However, there is no guarantee that interference will not occur in a particular installation. If this equipment does cause harmful interference to radio or television reception, which can be determined by turning the equipment off and on, the user is encouraged to try to correct the interference by one or more of the following measures:

Reorient or relocate the receiving antenna;

Increase the separation between the equipment and receiver;

Connect the equipment into an outlet on a circuit different from that which the receiver is connected;

Consult the dealer/an experienced radio/television technician for help.

FCC Caution: Any changes or modifications not expressly approved by the party responsible for compliance could void the user's authority to operate this equipment.

This device complies with Part 15 of the FCC Rules. Operation is subject to the following two conditions:

- (1) this device may not cause harmful interference, and
- (2) this device must accept any interference received, including interference that may cause undesired operation.

KCC Statement

이 기기는 가정용 (B 급) 전자파적합기기로서 주로 가정에서 사용하는 것을 목적으로 하며, 모든 지역에서 사용할 수 있습니다.

RoHS

This product is RoHS compliant.



UH3232 USER MANUAL

ONLINE REGISTRATION

International	http://eservice.aten.com
---------------	---

TELEPHONE SUPPORT

International	886-2-8692-6959
China	86-400-810-0-810
Japan	81-3-5615-5811
Korea	82-2-467-6789
North America	1-888-999-ATEN ext 4988
United Kingdom	44-8-4481-58923

TECHNICAL SUPPORT

- ◆ For international online technical support – including troubleshooting, documentation, and software updates:
<http://eservice.aten.com>
- ◆ For North American technical support:

Email Support		support@aten-usa.com
Online Technical Support	Troubleshooting Documentation Software Updates	http://support.aten.com
Telephone Support		1-888-999-ATEN ext 4998

PACKAGE CONTENTS

The UH3232 USB-C Multiport Mini Dock package contains the following items:

- ◆ 1 UH3232 USB-C Multiport Mini Dock
- ◆ 1 User Instructions*

Check to make sure that all the components are present and that nothing got damaged in shipping. If you encounter a problem, contact your dealer.

Read this manual thoroughly and follow the installation and operation procedures carefully to prevent any damage to the unit, and/or any of the devices connected to it.

* Features may have been added to the UH3232 since this manual was printed. Please visit our website to download the most up-to-date version of the manual.

Copyright © 2017 ATEN® International Co., Ltd.®
Manual Date: 2017-08-08

ATEN and the ATEN logo are trademarks of ATEN International Co., Ltd. All rights reserved. All other trademarks are the property of their respective owners.

OVERVIEW

The UH3232 USB-C Multiport Mini Dock connects a computer to an Ethernet, HDMI, VGA and USB Type-A port, through a single built-in USB-C cable. The 4 in 1 adapter instantly links your USB-C or Thunderbolt™ 3 computer to an HDMI or VGA display, USB peripheral and Ethernet cable for quick and easy desktop docking. The 6-layer PCBA design reduces signal distortion and interference for uninterrupted video that is always crisp and sharp, and a Gigabit Ethernet port delivers Internet speeds up to one Gigabit (1000 Mbps).

The UH3232 plugs directly into the USB-C port and does not require any software installation. A built-in billboard feature actively communicates with the connected computer to ensure seamless compatibility with connected devices. This means that when the UH3232 is connected to a computer and a device with an incompatible alternate mode is connected, it alerts you with support details, instead of failing in silence.

The UH3232 USB-C Multiport Mini Dock is ideal for displaying video content on HDMI or VGA monitors at work, school or home. It allows you to add an additional monitor for enhanced multitasking, gaming and viewing of movies or photos in high definition. The lightweight compact design is perfect as a portable companion for your USB-C enabled device to dock anywhere.

FEATURES

- ◆ Connects a USB-C or Thunderbolt™ 3 computer to an HDMI / VGA display, Ethernet cable and USB Type-A peripheral
- ◆ USB 3.1 Gen 1 port with data transfer rates up to 5 Gbps
- ◆ Superior video resolutions up to 3840 x 2160 @ 30 Hz (HDMI) or 2048 x 1152 @ 60 Hz (VGA)
- ◆ Supports HDMI 1.4b @ 4K (UHD) resolutions
- ◆ Gigabit Ethernet port

SYSTEM REQUIREMENTS

HARDWARE

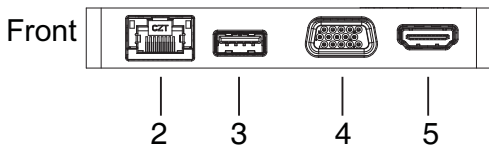
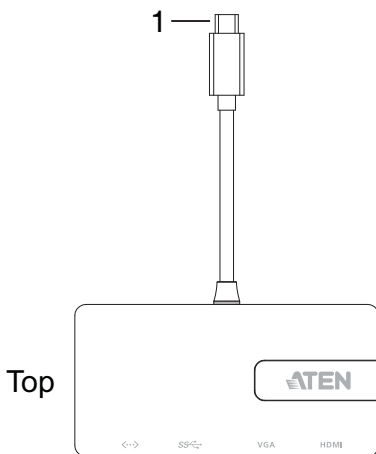
1 USB-C enabled computer

SOFTWARE

- ◆ Windows® 10 (32-bit / 64-bit) and above
- ◆ Mac OS X 10.12 and later*

COMPONENTS

UH3232



No.	Component	Description
1	USB-C Cable	This cable connects to a USB-C enabled computer.
2	Gigabit LAN Port	Plug an Ethernet cable into this port to provide a network connection.
3	USB 3.1 Gen 1 Port	Plug a USB 3.0/2.0/1.1 peripheral device to this port.
4	VGA Port	The cable from a VGA display plugs into this port.
5	HDMI Port	The cable from an HDMI display plugs into this port.

INSTALLATION



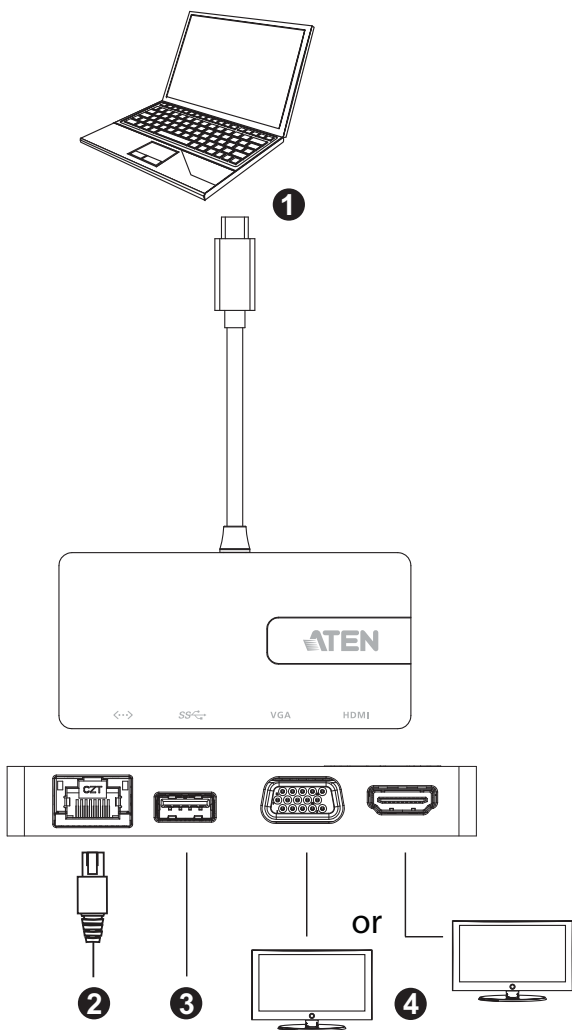
1. Make sure that the power to any device that you connect to the installation has been turned off.
2. Make sure that all devices you will be installing are properly grounded.

HARDWARE

To setup the UH3232, use the diagram on the next page (the numbers in the diagram correspond with the numbered instructions below), and do the following:

1. Connect the UH3232's USB-C cable to a USB-C enabled computer.
2. Plug an Ethernet cable to the Gigabit LAN port.
3. Use a USB cable to connect a USB 3.0/2.0/1.1 peripheral device to the USB 3.1 Gen 1 port.
4. Connect an HDMI or VGA monitor* to its respective port on the UH3232.

Note: Only connect one monitor at time to the UH3232. If you connect both a VGA and HDMI monitor to the UH3232, the HDMI port will have priority to display video.



CONFIGURATION AND SETTINGS

SUPPORT VGA RESOLUTIONS

Horizontal	Vertical	Frame Rate
2048	1152	60 Hz
1920	1080	60 Hz
1366	768	60 Hz
1360	768	60 Hz
1280	768	60 Hz
1280	720	60 Hz
1024	768	60 Hz

SUPPORT HDMI RESOLUTIONS

Horizontal	Vertical	Frame Rate
3840	2160	30 Hz
2560	1440	60 Hz
2560	1600	60 Hz
1920	1080	60 Hz

SPECIFICATIONS

Function		UH3232
Computer Connections		1
Connectors		
Computer		1 x USB-C Male (Black)
Device		1 x USB 3.1 Gen 1 Type A Female (Blue)
Video Output		1 x HDMI Female (Black)
		1 x VGA Female (Black)
LAN		1 x Gigabit Ethernet Female (Black)
Video Resolution		
Single View	HDMI	3840 x 2160 @ 30 Hz
	VGA	2048 x 1536 @ 60 Hz
Power		
Consumption		DC5V, 7.365W
Environmental		
Operating Temperature		0–40° C
Storage Temperature		-20–60° C
Humidity		0–80% RH, Non-condensing
Physical Properties		
Housing		Plastic
Weight		0.07 kg
Dimensions (L x W x H)		15.88 x 10.80 x 1.52 cm

Limited Hardware Warranty

ATEN warrants its hardware in the country of purchase against flaws in materials and workmanship for a Warranty Period of two [2] years (warranty period may vary in certain regions/countries) commencing on the date of original purchase. This warranty period includes the LCD panel of ATEN LCD KVM switches. Select products are warranted for an additional year (see *A+ Warranty* for further details). Cables and accessories are not covered by the Standard Warranty.

What is covered by the Limited Hardware Warranty

ATEN will provide a repair service, without charge, during the Warranty Period. If a product is defective, ATEN will, at its discretion, have the option to (1) repair said product with new or repaired components, or (2) replace the entire product with an identical product or with a similar product which fulfills the same function as the defective product. Replaced products assume the warranty of the original product for the remaining period or a period of 90 days, whichever is longer. When the products or components are replaced, the replacing articles shall become customer property and the replaced articles shall become the property of ATEN.

To learn more about our warranty policies, please visit our website:

<http://www.aten.com/global/en/legal/policies/warranty-policy/>