

Encoder Connector Cable

Encoder Connector Cable / Connector Connection Cable

■ Ordering Information

◎ Connector cable (Socket type)

C	I	D	6	S	-	2	
Item	Shape	Power supply	Number of connector pins	Connection	Cable length*		
						I	Standard type
						D	DC type
						6	6-pin
						9	9-pin
						13	13-pin
						S	Socket type
						2	2m
						5	5m
						10	10m
15	15m						
C	Connector						

※Cable length is customizable.
15m is only for CID6S-□

◎ Connector connection cable (Socket-Plug type)

C	I	D	13	P	-	2	-	S	I
Item	Shape	Power supply	Number of connector pins	Cable shape	Cable length*	Connection	Shape		
								I	Standard type
								D	DC type
								13	13-pin
								P	Plug type
								2	2m
								5	5m
								10	10m
								S	Socket type
								1	Standard type
C	Connector								

※Cable length is customizable.

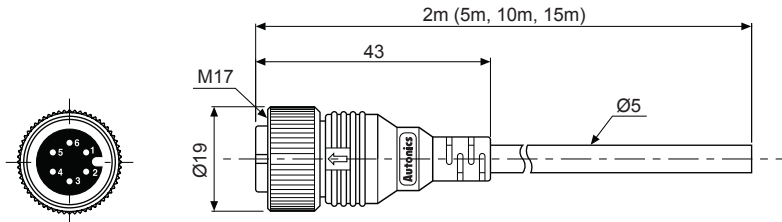
Encoder Connector Cable

■ Dimensions

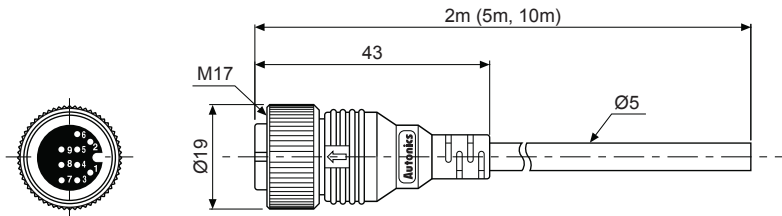
◎ Connector cable (Socket type)

(unit: mm)

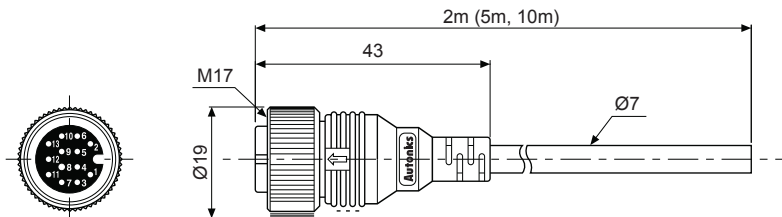
- CID6S-2, CID6S-5, CID6S-10, CID6S-15
(totem pole output / NPN open collector output / voltage output)



- CID9S-2, CID9S-5, CID9S-10 (line driver output)

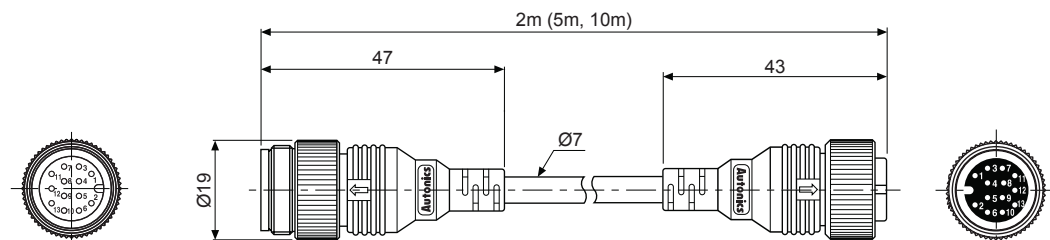


- CID13S-2, CID13S-5, CID13S-10



◎ Connector connection cable (Socket-Plug type)

- CID13P-2-SI, CID13P-5-SI, CID13P-10-SI



(A)	Photoelectric Sensors
(B)	Fiber Optic Sensors
(C)	Door/Area Sensors
(D)	Proximity Sensors
(E)	Pressure Sensors
(F)	Rotary Encoders
(G)	Connectors/ Connector Cables/ Sensor Distribution Boxes/ Sockets
(H)	Temperature Controllers
(I)	SSRs / Power Controllers
(J)	Counters
(K)	Timers
(L)	Panel Meters
(M)	Tacho / Speed / Pulse Meters
(N)	Display Units
(O)	Sensor Controllers
(P)	Switching Mode Power Supplies
(Q)	Stepper Motors & Drivers & Controllers
(R)	Graphic/ Logic Panels
(S)	Field Network Devices
(T)	Software