




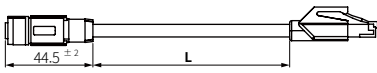
# M12 Connector Communication Cable

M12 Connector 8-Pin								
Connector 1		Connector 2	Connection		Length	Feature	Application	Model
M12 (Socket-Female)	8-pin 	RJ45 	Connector 1 Pin no.	Connector 2 Pin no.	2 m		LiDAR LSC Series	C18-2R-A
M12 (Socket-Female), L type			1 → 5	5	5 m			C18-5R-A
	2 → 7	7	10 m	C18-10R-A				
	3 → 8	8	2 m	C48-2R-A				
	4 → 2	2	5 m	C48-5R-A				
	5 → 3	3	10 m	C48-10R-A				
	6 → 1	1						
	7 → 4	4						
	8 → 6	6						

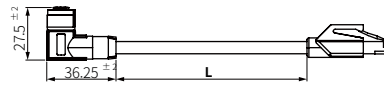
**■ Dimensions**


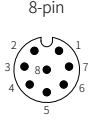


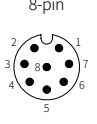

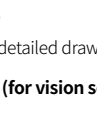
• Unit: mm, For the detailed drawings, follow the Autonics website.

• **Socket-Female : RJ45 (for LiDAR LSC Series)**



• **Socket-Female : RJ45, L type (for LiDAR LSC Series)**



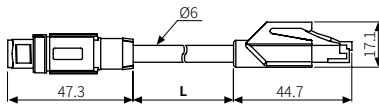
Connector 1	Connector 2	Connection	Length	Feature	Application	Model	Specification																		
M12 (Plug-Male)	RJ45 	<table border="1"> <thead> <tr> <th>Connector 1 Pin no.</th> <th>Connector 2 Pin no.</th> </tr> </thead> <tbody> <tr><td>1</td><td>5</td></tr> <tr><td>2</td><td>7</td></tr> <tr><td>3</td><td>8</td></tr> <tr><td>4</td><td>2</td></tr> <tr><td>5</td><td>3</td></tr> <tr><td>6</td><td>1</td></tr> <tr><td>7</td><td>4</td></tr> <tr><td>8</td><td>6</td></tr> </tbody> </table>	Connector 1 Pin no.	Connector 2 Pin no.	1	5	2	7	3	8	4	2	5	3	6	1	7	4	8	6	2 m	-	Vision sensors	CIR-2-VG	-
Connector 1 Pin no.		Connector 2 Pin no.																							
1		5																							
2		7																							
3		8																							
4		2																							
5		3																							
6		1																							
7		4																							
8		6																							
M12 (Plug-Male), L type	8-pin 		5 m	CIR-5-VG																					
			10 m	CIR-10-VG																					
			2 m	CLR-2-VG																					
			5 m	CLR-5-VG																					
			10 m	CLR-10-VG																					
M12 (Plug-Male)	RJ45 	<table border="1"> <thead> <tr> <th>Connector 1 Pin no.</th> <th>Connector 2 Pin no.</th> </tr> </thead> <tbody> <tr><td>1</td><td>5</td></tr> <tr><td>2</td><td>7</td></tr> <tr><td>3</td><td>8</td></tr> <tr><td>4</td><td>2</td></tr> <tr><td>5</td><td>3</td></tr> <tr><td>6</td><td>1</td></tr> <tr><td>7</td><td>4</td></tr> <tr><td>8</td><td>6</td></tr> </tbody> </table>	Connector 1 Pin no.	Connector 2 Pin no.	1	5	2	7	3	8	4	2	5	3	6	1	7	4	8	6	2 m	Drag chain type 	Smart cameras <sup>01)</sup>	C1M8-2PR-A	1408681/94C/2-Phoenixcontact
Connector 1 Pin no.		Connector 2 Pin no.																							
1		5																							
2		7																							
3		8																							
4		2																							
5		3																							
6		1																							
7		4																							
8		6																							
M12 (Plug-Male), L type		8-pin 		5 m	C1M8-5PR-A	1408681/94C/5-Phoenixcontact																			
				10 m	C1M8-10PR-A	1408681/94C/10-Phoenixcontact																			
				2 m	C4M8-2PR-A	1408674/94C/2-Phoenixcontact																			
M12 (Plug-Male)		8-pin 		5 m	C4M8-5PR-A	1408674/94C/5-Phoenixcontact																			
				10 m	C4M8-10PR-A	1408674/94C/10-Phoenixcontact																			
				2 m	C18-2PR-A	1407415-Phoenixcontact																			
	C18-5PR-A				1407416-Phoenixcontact																				
M12 (Plug-Male), L type	8-pin 		10 m	C18-10PR-A	1407417-Phoenixcontact																				
			2 m	C48-2PR-A	1408674/94B/2-Phoenixcontact																				
			5 m	C48-5PR-A	1408674/94B/5-Phoenixcontact																				
			10 m	C48-10PR-A	1408674/94B/10-Phoenixcontact																				

01) The cable for smart cameras are marked the specification.

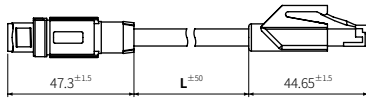
## ■ Dimensions

• Unit: mm, For the detailed drawings, follow the Autonics website.

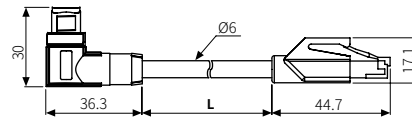
### • Plug-Male : RJ45 (for vision sensors)



### • Plug-Male : RJ45 (for smart cameras)



### • Plug-Male : RJ45, L type (for vision sensors)



### • Plug-Male : RJ45, L type (for smart cameras)

