

Comprehensive Device Management Program

DAQMaster Tutorial

Technical Support Manual



Preface

Thank you very much for selecting Autonics products.

Please familiarize yourself with the information contained in the **Safety Precautions** section before using this product.

This user manual contains information about the product and its proper use, and should be kept in a place where it will be easy to access.

Technical Support Manual Guide

- Please familiarize yourself with the information in this manual before using the product.
- This manual provides detailed information on the product's features. It does not offer any guarantee concerning matters beyond the scope of this manual.
- This manual may not be edited or reproduced in either part or whole without permission.
- This manual is not provided as part of the product package. Please visit our home-page (www.autonics.com) to download a copy.
- The manual's content may vary depending on changes to the product's software and other unforeseen developments within Autonics, and is subject to change without prior notice. Upgrade notice is provided through our homepage.
- We contrived to describe this manual more easily and correctly. However, if there are any corrections or questions, please notify us these on our homepage.

Technical Support Manual Symbols





Symbol	Description
 Note	Supplementary information for a particular feature.
 Warning	Failure to follow instructions can result in serious injury or death.
 Caution	Failure to follow instructions can lead to a minor injury or product damage.
 Ex.	An example of the concerned feature's use.
※1	Annotation mark.

Table of Contents


	Preface	5
	Technical Support Manual Guide	6
	Technical Support Manual Symbols	7
	Table of Contents	9
1	System	11
	1.1 Version	11
	1.2 Connections	11
	1.3 Communication device and cable connection	11
2	Connection Method.....	13
	2.1 Connection method	13
	2.2 Monitoring	16
	2.3 Data log	18

1 System

1.1 Version

Software	Version	Note
DAQMaster Free	V 2. 0. 3	—
Ms Windows	Windows 7	—

1.2 Connections



1.3 Communication device and cable connection

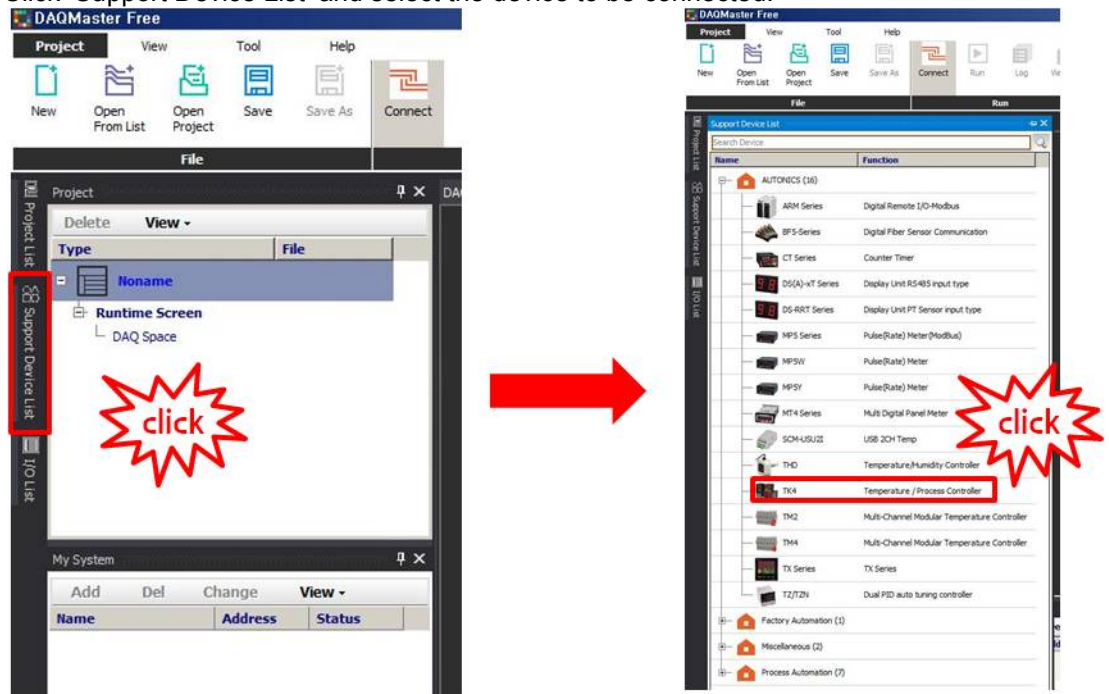
Device	Model	Note
Communication converter	SCM-US48I	—
Temperature controller	TK4M-B4CR	—

SCM-US48I	Cable connection	TK4M
RS 485 (A+)	_____	RS 485 (A+)
RS 485 (B-)	_____	RS 485 (B-)

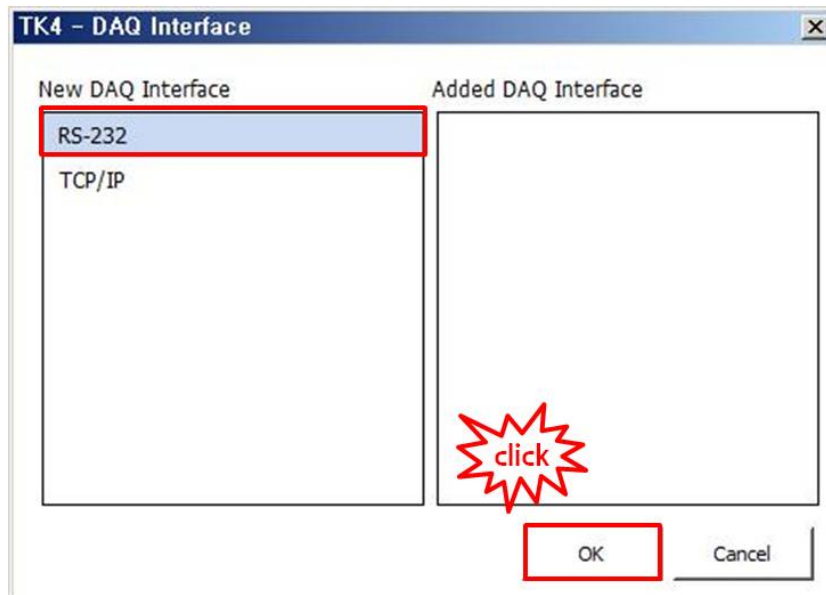
2 Connection Method

2.1 Connection method

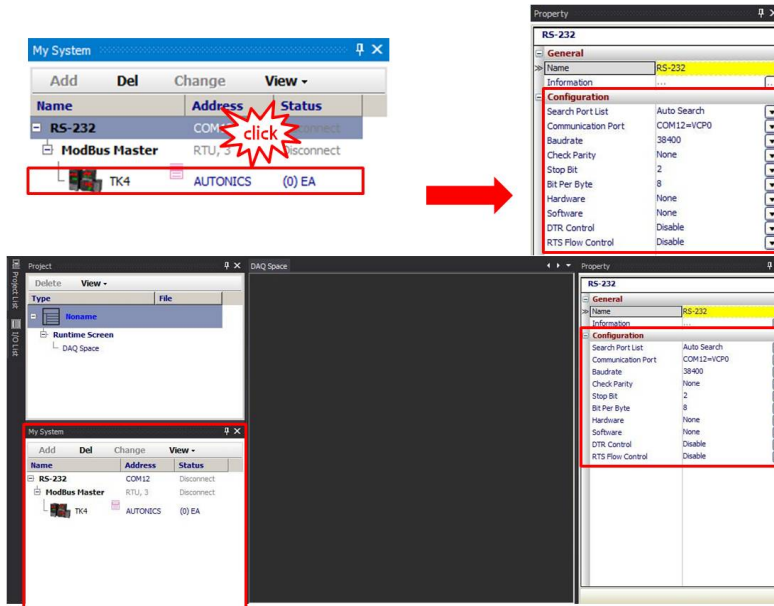
1st Click 'Support Device List' and select the device to be connected.



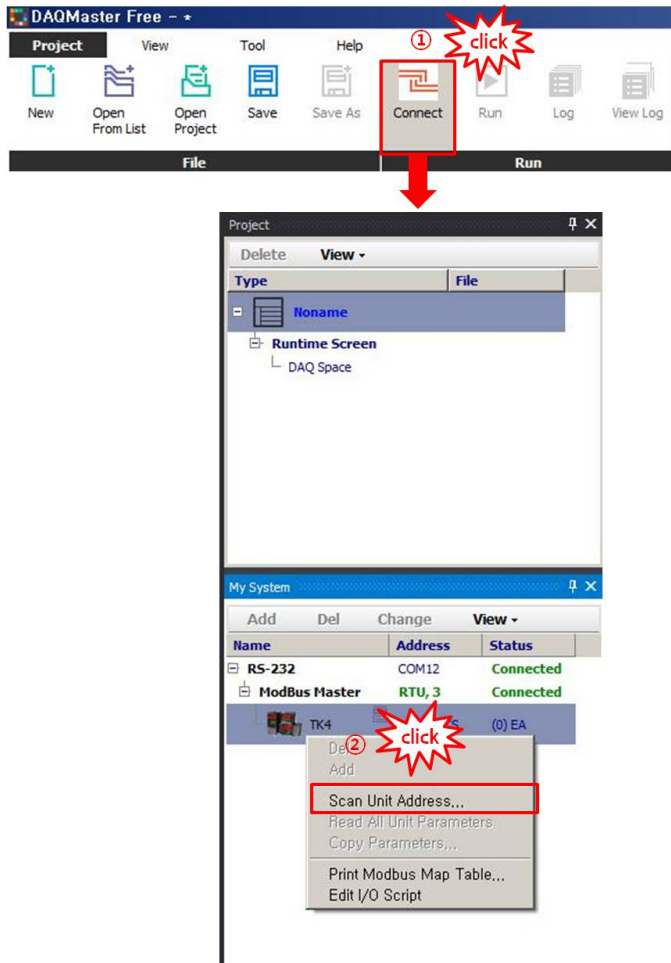
2nd At DAQ Interface dialog box, select 'RS-232'.



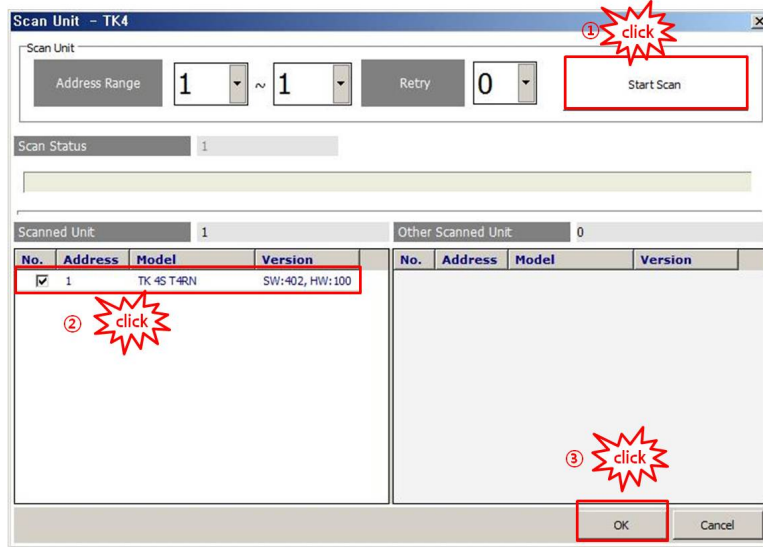
3rd At My System, click 'RS-232' and at Property, set the communication settings same as the device to be connected.



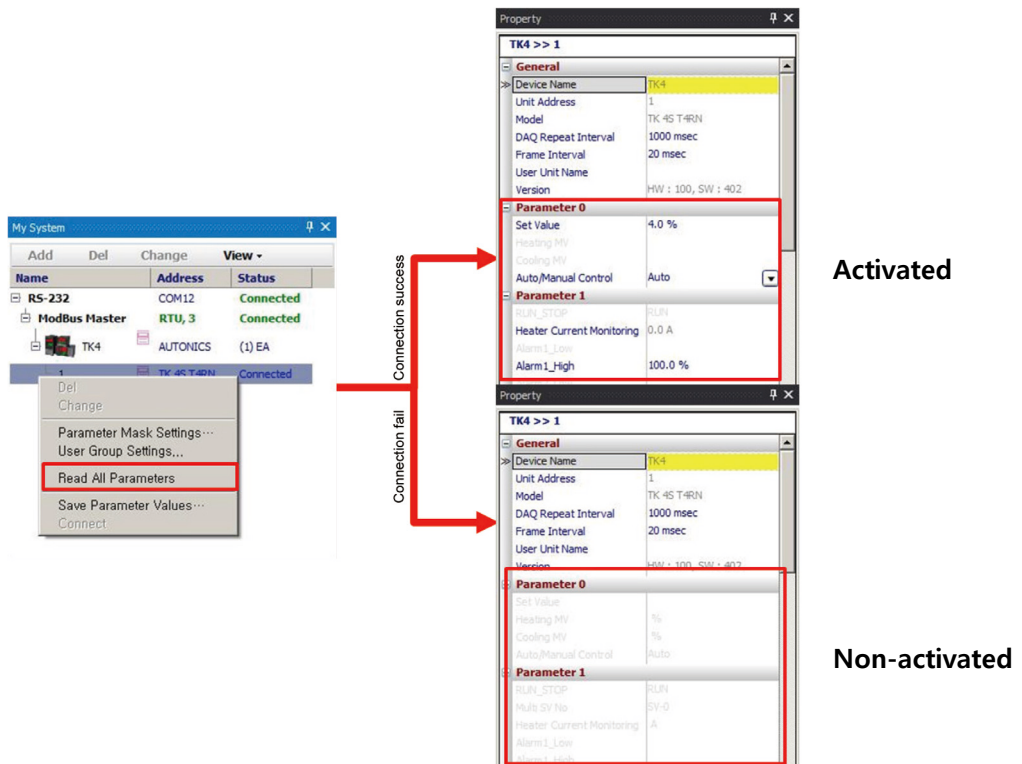
4th Click 'Connect' and at My System, click 'Scan Unit Address'.



5th As the below order, it scans the connected unit(s). When the unit is not connected, the list is not appeared.



6th Click 'Read All Parameters'.

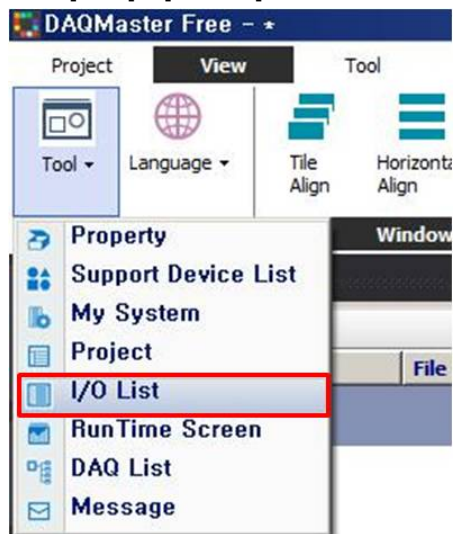


* When connection is fail, check the below list.

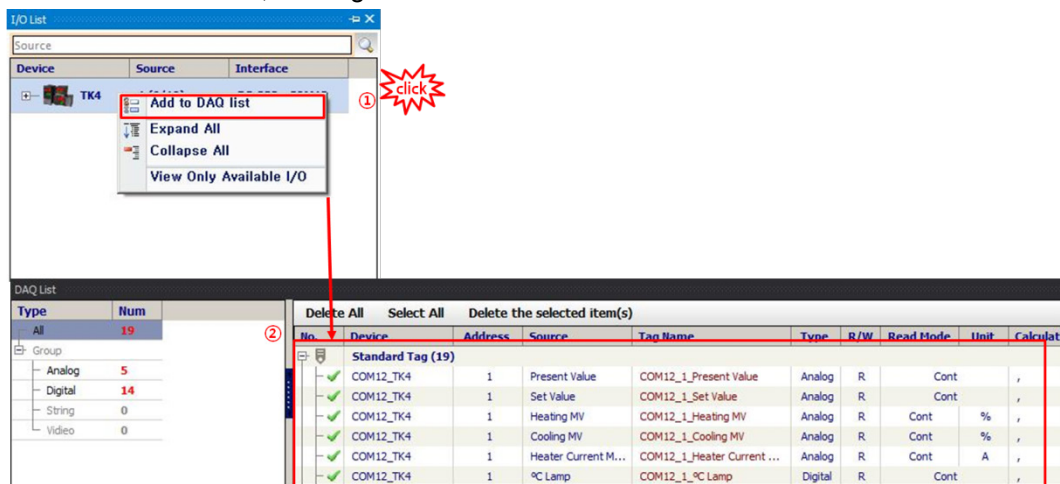
- 1) Check communication cables.
- 2) Check communication port.
- 3) Check the device address and communication settings.

2.2 Monitoring

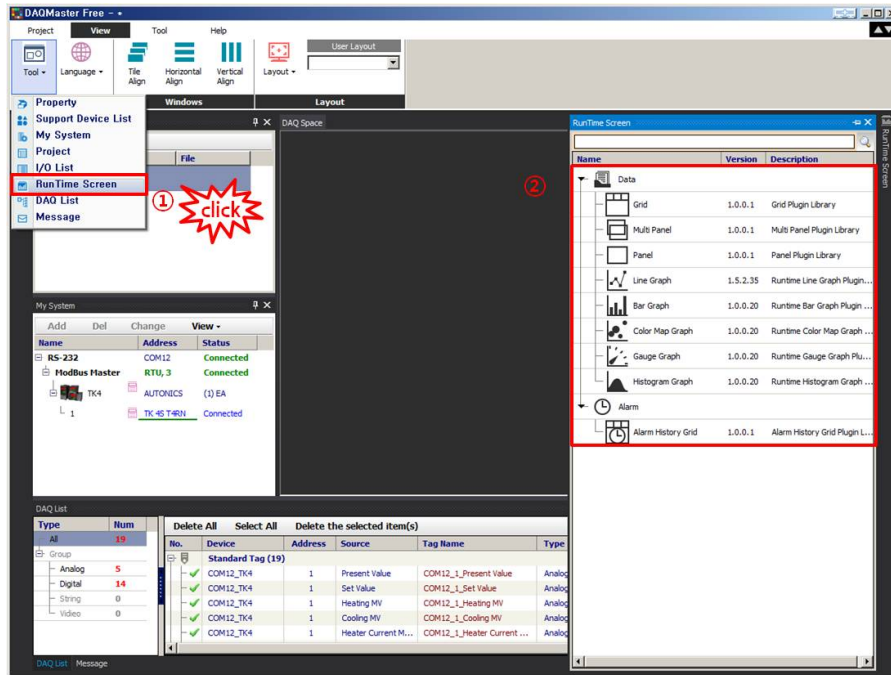
1st Click [Tool] – [I/O List].



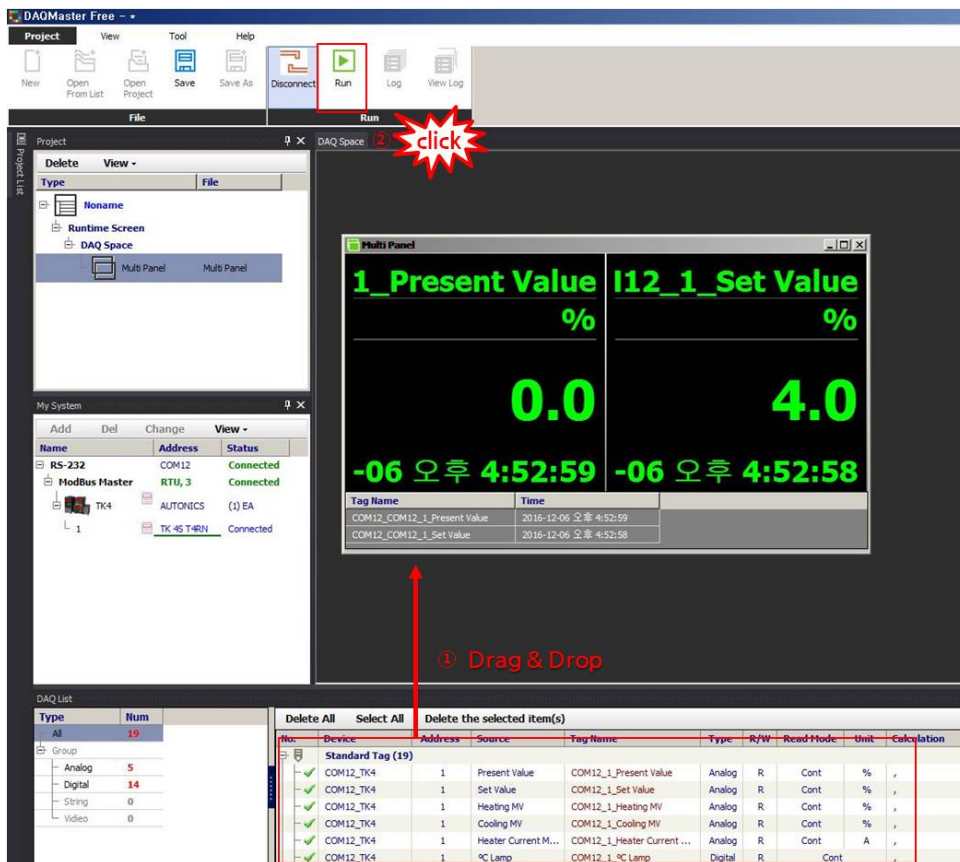
2nd Click 'Add to DAQ list', and tag list is added at DAQ List.



3rd Click [Tool] – [RunTime Screen], and click the desired run time screen.

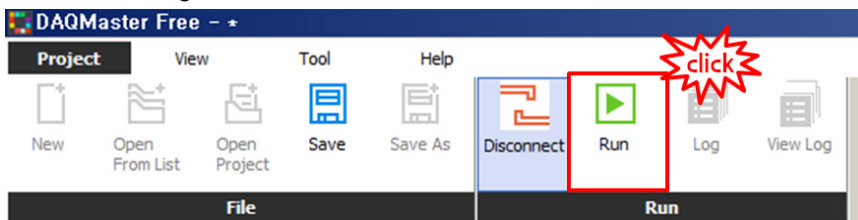


4th At runtime screen, add tag and click 'Run' and it starts monitoring.

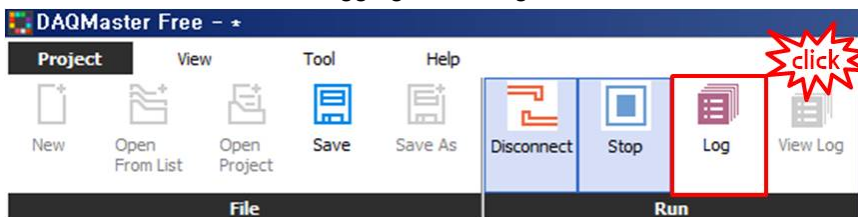


2.3 Data log

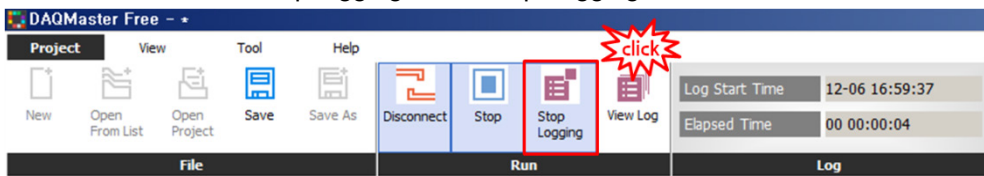
1st After connecting, click 'Run'.



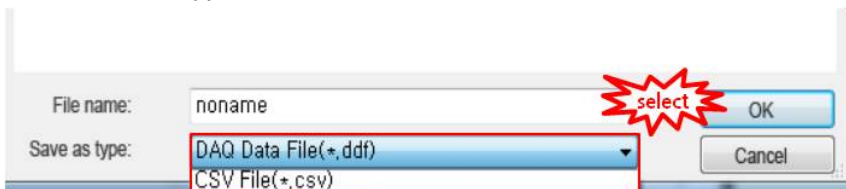
2nd At the desired time to start logging, click 'Log'.



3rd At the desired time to stop logging, click 'Stop Logging'.



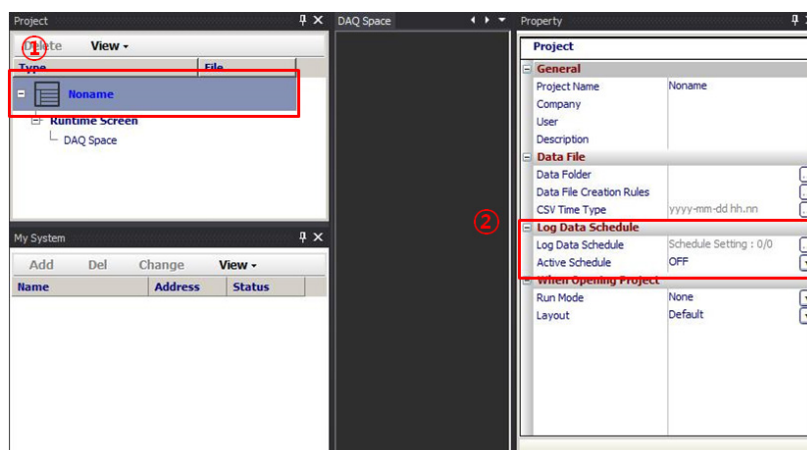
4th Select the data type to save and click 'OK'.



* ddf file – Available format for data analysis at DAQMaster

* csv file – Text data file format

Note) 'Log Data Schedule' function is supported as below path.




Autonics

Sensors & Controllers

www.autonics.com

Distributor



■ Major Products

·Photoelectric Sensors·Fiber Optic Sensors·Door Sensors·Door Side Sensors·Area Sensors
·Proximity Sensors·Pressure Sensors·Connectors·Sockets·Rotary Encoders·Panel Meters
·Counters·Timers·Temperature Controllers·SSRs·Power Controllers·Sensor Controllers
·Graphic/Logic Panels·Temperature/Humidity Transducers·Switching Mode Power Supplies
·Stepper Motors·Drivers·Motion Controllers·I/O Terminal Blocks & Cables·Display Units
·Control Switches/Lamps/Buzzers·Field Network Devices·Tachometer/Pulse(Rate) Meters
·Laser Marking System(Fiber, CO₂, Nd:YAG)·Laser Welding/Cutting System

■ Any proposal for a product improvement and development: Product@autonics.com

■ Corporate Headquarters

18 Bansong-ro, 513 Beon-gil, Haeundae-gu, Busan, South Korea 48002

■ Overseas Business Headquarters

#402-303, Bucheon Techno Park, 655, Pyeongcheon-ro, Wonmi-gu, Bucheon, Gyeonggi-do, South Korea 14502

Tel: 82-32-610-2730 / Fax: 82-32-329-0728 / E-mail: sales@autonics.com

■ Brazil - Autonics do Brasil Comercial Importadora Exportadora Ltda

Tel: 55-11-2307-8480 / Fax: 55-11-2309-7784 / E-mail: comercial@autonics.com.br

■ China - Autonics electronic(Jiaying) Corporation

Tel: 86-21-5422-5969 / Fax: 86-21-5422-5961 / E-mail: china@autonics.com

■ India - Autonics Automation India Private Limited

Tel: 91-22-2781-4305 / Fax: 91-22-2781-4518 / E-mail: india@autonics.com

■ Indonesia - PT. Autonics Indonesia

Tel: 62-21-8088-8814/5 / Fax: 62-21-8088-4442(4440) / E-mail: indonesia@autonics.com

■ Japan - Autonics Japan Corporation

Tel: 81-3-3950-3111 / Fax: 81-3-3950-3191 / E-mail: ja@autonics.com

■ Malaysia - Mal-Autonics Sensor Sdn. Bhd.

Tel: 60-3-7805-7190 / Fax: 60-3-7805-7193 / E-mail: malaysia@autonics.com

■ Mexico - Autonics Mexico S.A. DE C.V.

Tel: 52-55-5207-0019 / Fax: 52-55-1663-0712 / E-mail: ventas@autonics.com

■ Russia - Autonics Corp. Russia Representative Office

Tel/Fax: 7-495-860-10-88 / E-mail: russia@autonics.com

■ Turkey - Autonics Otomasyon Ticaret Ltd. Sti.

Tel: 90-216-365-9117/3/4 / Fax: 90-216-365-9112 / E-mail: infotr@autonics.com

■ USA - Autonics USA, Inc.

Tel: 1-847-680-8160 / Fax: 1-847-680-8155 / E-mail: sales@autonicsusa.net

■ Vietnam - Cong Ty TNHH Autonics Vina

Tel: 84-8-3771-2662 / Fax: 84-8-3771-2663 / E-mail: vietnam@autonics.com