

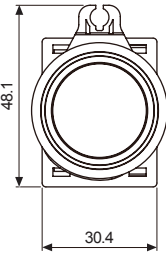
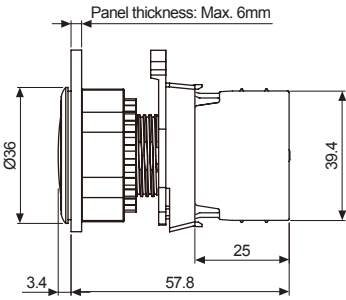


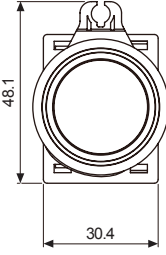
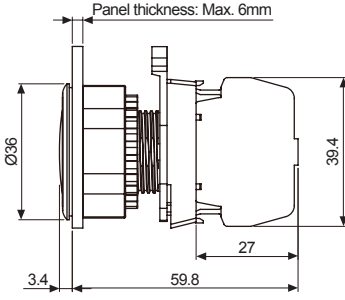




# Ø30 Pilot Lights


## Ø30 Pilot Lights (L3RF Series)

Type	Appearance	Model	Contact block		LED block		
			A contact	B contact	AC/DC voltage	AC voltage	
Flat round (flush)	 L3RFU-L3G□ 	Modular contact	L3RF(U)-L3□DM	—	—	1	—
			L3RF(U)-L3□LM	—	—	—	1
<p>※ □ indicates color: <b>R</b>, <b>B</b>, <b>G</b>, <b>Y</b>, <b>W</b></p> <p>※ The control unit, LED blocks are sold separately. (control unit: bold letters, LED block: regular letters)</p> <p>※ Control unit+contact block (modular type) models do not contain "Lamp" markings on the button cap.</p> <p>※ Models with 'U' in the model name is available only for control unit. 'U' models do not contain "Lamp" markings on the button cap.</p> <p>※ The LED color is the same as the control unit.</p>							
<p>• Dimensions <span style="float: right;">(unit: mm)</span></p> <div style="display: flex; justify-content: space-around; align-items: flex-start;">   </div> <p style="text-align: right;">※For panel cut-out dimensions, please refer to page A-105.</p>							
Appearance		Model	Contact block		LED block		
			A contact	B contact	AC/DC voltage	AC voltage	
	 L3RF-L3G□ 	Singular contact	L3RF(U)-L3□D	—	—	1	—
			L3RF(U)-L3□L	—	—	—	1
<p>※ □ indicates color: <b>R</b>, <b>B</b>, <b>G</b>, <b>Y</b>, <b>W</b></p> <p>※ The control unit, LED blocks are sold separately. (control unit: bold letters, LED block: regular letters)</p> <p>※ Control unit+contact block (singular type) models contain "Lamp" markings on the button cap.</p> <p>※ Models with 'U' in the model name is available only for control unit. 'U' models do not contain "Lamp" markings on the button cap.</p> <p>※ The LED color is the same as the control unit.</p>							
<p>• Dimensions <span style="float: right;">(unit: mm)</span></p> <div style="display: flex; justify-content: space-around; align-items: flex-start;">   </div> <p style="text-align: right;">※For panel cut-out dimensions, please refer to page A-105.</p>							

# Ø30 Panel Cut-out Dimensions

## Ø30 Panel Cut-out Dimensions

(unit: mm)

Type		A	B	Panel Cut-out Dimensions	
Round Push Button Switches (S3PR/S3PF Series)		45	55		
Round Selector Switches (S3SF/S3SFN Series)	Short lever		37		55
	Long lever		55		55
Round Key Selector Switches (S3KF Series)		37	55		
Pilot Lights (L3RF Series)		37	55		

### Control Switches

Ø16

Ø22/25

Ø30

□30

### Push Button Switches

Round

Square

Rectangular

### Selector Switches

Round

Square

Rectangular

### Key Selector Switches

Round

Square

Rectangular

### Double Push Button Switches

### Mushroom-head Push Button Switches

### Emergency Switches

### Pilot Lights

### Accessories

### Buzzers