


Ø16 Push Button Switches

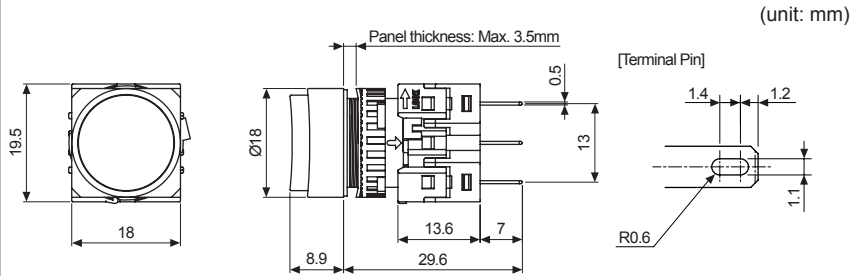
Ø16 Round Push Button Switches (S16PR Series)

Type	Appearance	Operation type	Model	Contact block	LED block
				C contact	DC voltage
Extended button		Returned	S16PR-E1 □C	1	—
			S16PR-E1 □2C	2	
			S16PR-E1 □3C	3	
		Maintained	S16PR-E2 □C	1	
			S16PR-E2 □2C	2	
			S16PR-E2 □3C	3	


※□ indicates color: **R**, **B**, **G**, **Y**, **W**

※The control unit, contact blocks, LED blocks are sold separately.
(control unit: bold letters, contact block: regular letters)

• Dimensions



※For panel cut-out dimensions, please refer to page A-48.

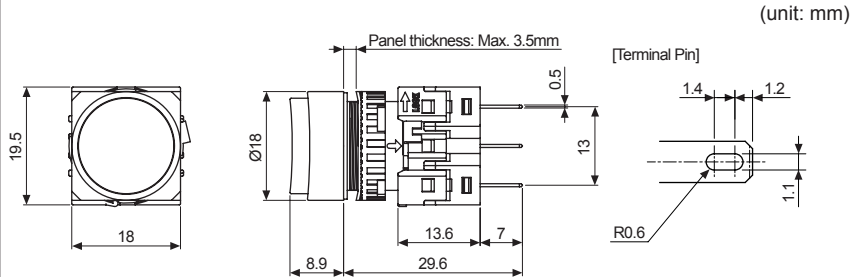
Type	Appearance	Operation type	Model	Contact block	LED block	
				C contact	DC voltage	
Extended button (illuminated)		Returned	S16PR-E3 □C5	1	1 (5VDC)	
			S16PR-E3 □C12		1 (12VDC)	
			S16PR-E3 □C24		1 (24VDC)	
			Maintained	S16PR-E4 □C5	1	1 (5VDC)
				S16PR-E4 □C12		1 (12VDC)
				S16PR-E4 □C24		1 (24VDC)
		Returned	S16PR-E3 □2C5	2	1 (5VDC)	
			S16PR-E3 □2C12		1 (12VDC)	
			S16PR-E3 □2C24		1 (24VDC)	
			Maintained	S16PR-E4 □2C5	2	1 (5VDC)
				S16PR-E4 □2C12		1 (12VDC)
				S16PR-E4 □2C24		1 (24VDC)

※□ indicates color: **R**, **B**, **G**, **Y**, **W**

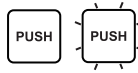
※The control unit, contact blocks, LED blocks are sold separately.
(control unit: bold letters, contact and LED block: regular letters)

※The LED color is the same as the control unit.

• Dimensions


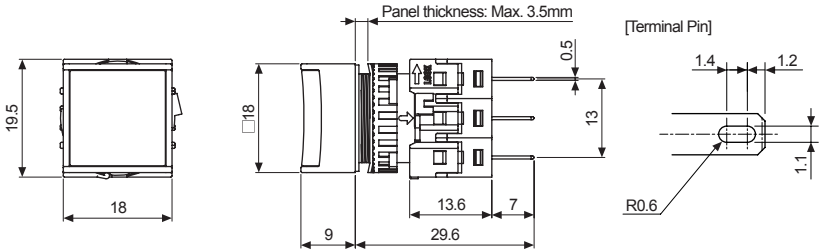



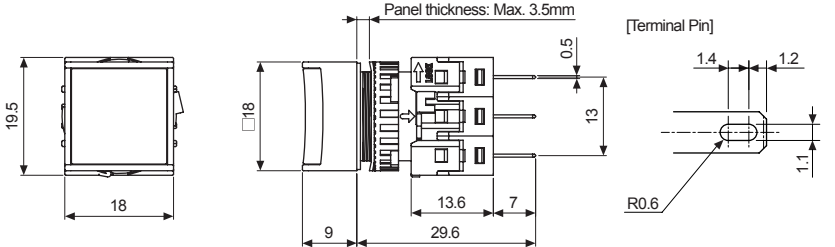
※For panel cut-out dimensions, please refer to page A-48.



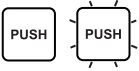
Ø16 Push Button Switches

Ø16 Square Push Button Switches (S16PRS Series)

Type	Appearance	Operation type	Model	Contact block	LED block
				C contact	DC voltage
Half guard	 S16PRS-H1G□	Returned	S16PRS-H1 □C	1	-
			S16PRS-H1 □2C	2	
			S16PRS-H1 □3C	3	
		Maintained	S16PR S-H2 □C	1	
			S16PRS-H2 □2C	2	
			S16PRS-H2 □3C	3	
※□ indicates color: R , B , G , Y , W ※The control unit, contact blocks, LED blocks are sold separately. (control unit: bold letters, contact block: regular letters)					
• Dimensions (unit: mm)					
					
※For panel cut-out dimensions, please refer to page A-48.					


Type	Appearance	Operation type	Model	Contact block	LED block	
				C contact	DC voltage	
Half guard (illuminated)	 S16PRS-H3R□	Returned	S16PRS-H3 □C5	1	1 (5VDC)	
			S16PRS-H3 □C12		1 (12VDC)	
			S16PRS-H3 □C24		1 (24VDC)	
			Maintained	S16PRS-H4 □C5	1	1 (5VDC)
				S16PRS-H4 □C12		1 (12VDC)
				S16PRS-H4 □C24		1 (24VDC)
		Returned	S16PRS-H3 □2C5	2	1 (5VDC)	
			S16PRS-H3 □2C12		1 (12VDC)	
			S16PRS-H3 □2C24		1 (24VDC)	
			Maintained	S16PRS-H4 □2C5	2	1 (5VDC)
				S16PRS-H4 □2C12		1 (12VDC)
				S16PRS-H4 □2C24		1 (24VDC)
※□ indicates color: R , B , G , Y , W ※The control unit, contact blocks, LED blocks are sold separately. (control unit: bold letters, contact and LED block: regular letters) ※The LED color is the same as the control unit.						
• Dimensions (unit: mm)						
						
※For panel cut-out dimensions, please refer to page A-48.						

- Control Switches
 - Ø16
 - Ø22/25
 - Ø30
 - 30
- Push Button Switches
 - Round
 - Square
 - Rectangular
- Selector Switches
 - Round
 - Square
 - Rectangular
- Key Selector Switches
 - Round
 - Square
 - Rectangular
- Double Push Button Switches
- Mushroom-head Push Button Switches
- Emergency Switches
- Pilot Lights
- Accessories
- Buzzers



Ø16 Push Button Switches

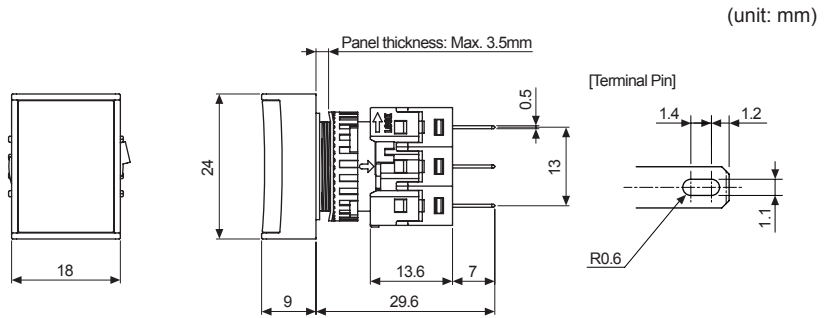
Ø16 Rectangular Push Button Switches (S16PRT Series)

Type	Appearance	Operation type	Model	Contact block	LED block
				C contact	DC voltage
Half guard		Returned	S16PRT-H1 □C	1	—
			S16PRT-H1 □2C	2	
			S16PRT-H1 □3C	3	
		Maintained	S16PRT-H2 □C	1	
			S16PRT-H2 □2C	2	
			S16PRT-H2 □3C	3	


※□ indicates color: **R**, **B**, **G**, **Y**, **W**

※The control unit, contact blocks, LED blocks are sold separately.
(control unit: bold letters, contact block: regular letters)

• Dimensions



※For panel cut-out dimensions, please refer to page A-48.

Type	Appearance	Operation type	Model	Contact block	LED block	
				C contact	DC voltage	
Half guard (illuminated)		Returned	S16PRT-H3 □C5	1	1 (5VDC)	
			S16PRT-H3 □C12		1 (12VDC)	
			S16PRT-H3 □C24		1 (24VDC)	
			Maintained	S16PRT-H4 □C5	1	1 (5VDC)
				S16PRT-H4 □C12		1 (12VDC)
				S16PRT-H4 □C24		1 (24VDC)
		Returned	S16PRT-H3 □2C5	2	1 (5VDC)	
			S16PRT-H3 □2C12		1 (12VDC)	
			S16PRT-H3 □2C24		1 (24VDC)	
			Maintained	S16PRT-H4 □2C5	2	1 (5VDC)
				S16PRT-H4 □2C12		1 (12VDC)
				S16PRT-H4 □2C24		1 (24VDC)

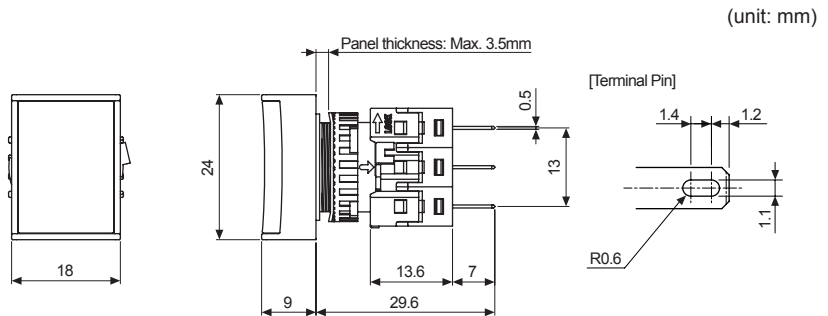
※□ indicates color: **R**, **B**, **G**, **Y**, **W**

※The control unit, contact blocks, LED blocks are sold separately.

(control unit: bold letters, contact and LED block: regular letters)

※The LED color is the same as the control unit.

• Dimensions


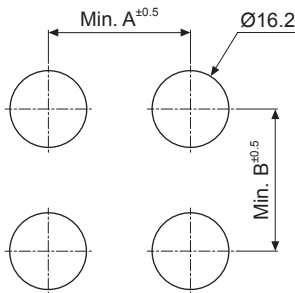















※For panel cut-out dimensions, please refer to page A-48.

Ø16 Panel Cut-out Dimensions

Ø16 Panel Cut-out Dimensions

(unit: mm)

Type			A	B	Panel Cut-out Dimensions
Push Button Switches	Round (S16PR Series)		20	21	
	Square (S16PRS Series)		20	21	
	Rectangular (S16PRT Series)		25	21	
Selector Switches	Round (S16SR Series)		20	21	
	Square (S16SRS Series)		20	21	
	Rectangular (S16SRT Series)		25	21	
Key Selector Switches	Round (S16KR Series)		20	21	
	Square (S16KRS Series)		20	21	
	Rectangular (S16KRT Series)		25	21	
Mushroom-head Push Button Switches (S16BR Series)			24	24	
Emergency Switches (S16ER Series)			40	40	
Pilot Lights	Round (L16RR Series)		20	21	
	Square (L16RRS Series)		20	21	
	Rectangular (L16RRT Series)		25	21	