

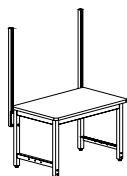
Product Details

Description

Dimensions

Item Number

Notes



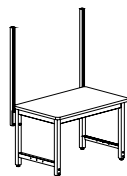
Uprights with Mounting Plates

Make the best use of the vertical space above your workstation with Production Basics Uprights. Easily install Uprights with included mounting plates and hardware. Compatible with most standard accessories for full workspace functionality.

48”H
60”H

8535
8536

- 1 pair
- for RTW Table, Easy-Lift, 4-post and PedSys Series
- RTW Table not included



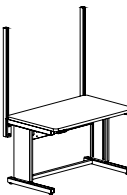
Uprights with Mounting Plates, Double-sided

Make use of vertical space by installing organization accessories on the front and privacy enclosures or lightweight accessories on the back of the Uprights. Includes mounting plates and hardware. Compatible with most standard accessories.

48”H
60”H

8530
8531

- 1 pair
- double-sided
- for RTW Table, Easy-Lift, 4-post and PedSys Series
- RTW Table not included



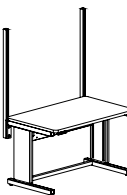
Uprights, Dual Leg

Make the best use of the vertical space above your Easy-Lift series workstation with Production Basics Uprights. After Uprights are quickly installed on your unit, you can add a variety of accessories for full workspace functionality.

48”H
60”H

8539
8540

- 1 pair
- for Easy-Lift Dual Leg
- workstation not included



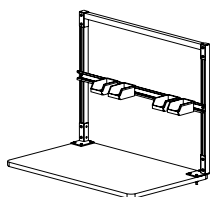
Uprights, Dual Leg, Double-sided

Make use of vertical space by installing organization accessories on the front and privacy enclosures or lightweight accessories on the back of the Uprights. Includes mounting plates and hardware. Compatible with most standard accessories.

48”H
60”H

8532
8533

- 1 pair
- double-sided
- for Easy-Lift Dual Leg
- Easy Lift workstation shown not included



Basic Organizer

Use the Basic Organizer to convert a simple worktable into an ergonomic workstation with accessories. Consists of two (2) vertical tracks, a stabilizing horizontal member, mounting brackets and hardware for easy set-up. Available in 38” and 48” heights.

36”W x 38”H
48”W x 38”H
60”W x 38”H
72”W x 38”H

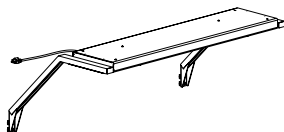
8544
8541
8542
8543

- provides 29” of usable space
- specify color at time of order

36”W x 48”H
48”W x 48”H
60”W x 48”H
72”W x 48”H

8560
8561
8562
8563

- provides 39” of usable space
- specify color at time of order



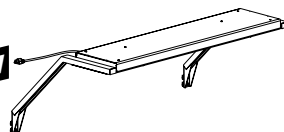
Overhead Light

Illuminate your work area with our 3-bulb Overhead Light with integrated on/off switch. Light extends 14” above the top of the Uprights or Frame. Requires T8 bulbs.

36”W, 24” bulb
48”W, 36” bulb
60”W, 48” bulb
72”W, 48” bulb

8504
8500
8505
8510

- requires T8 light bulbs, not included
- Overhead Arms included



Overhead Light, LED

Reduce energy costs with our 2-bulb LED Overhead Light. Light extends 14” above the top of the Uprights or Frame.

36”W, 24” bulb
48”W, 36” bulb
60”W, 48” bulb
72”W, 48” bulb

8512
8514
8516
8518

- (two) 2 LED bulbs included
- Overhead Arms included

NEW
SIZE

NEW