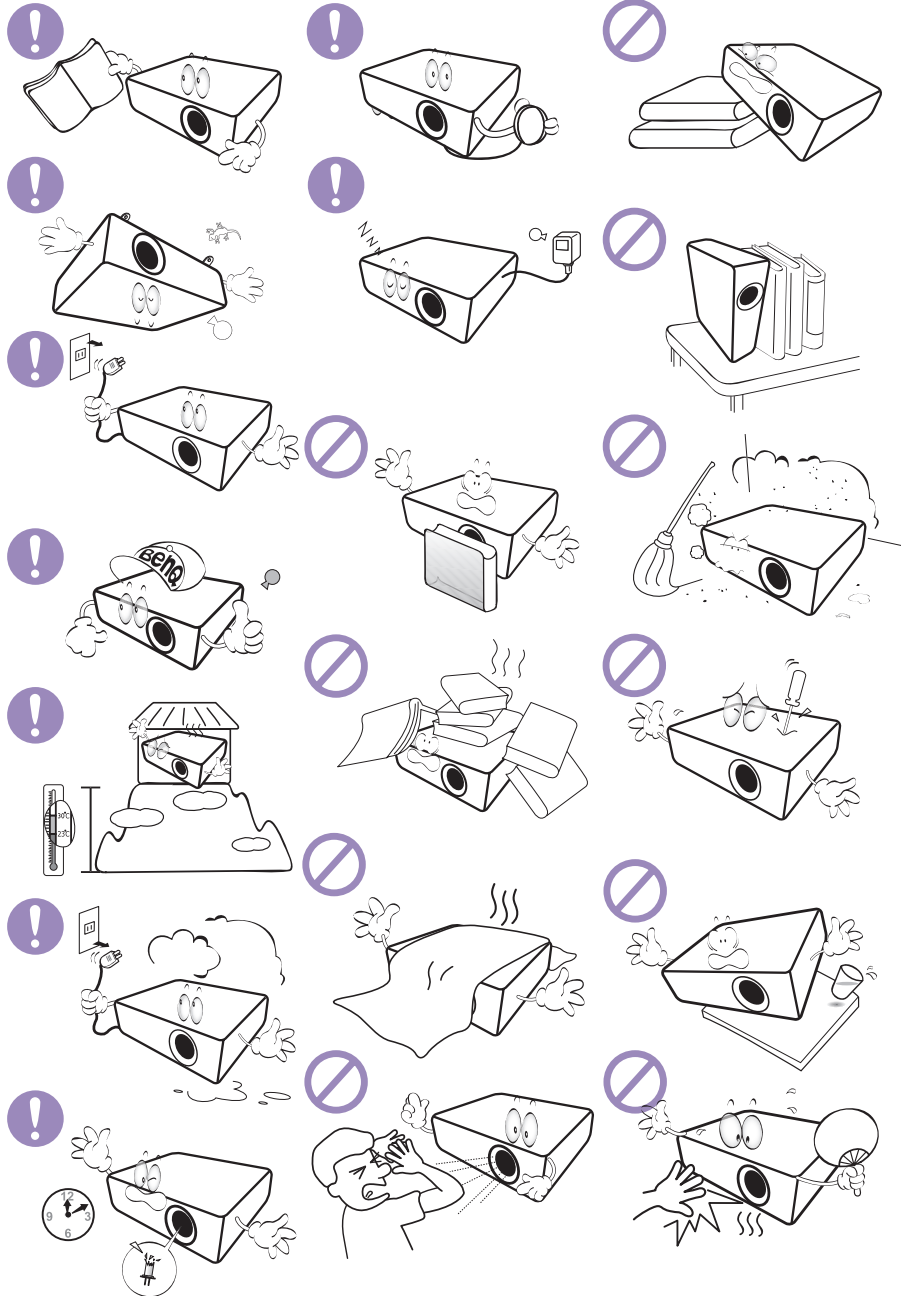
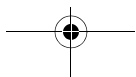
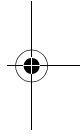
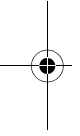
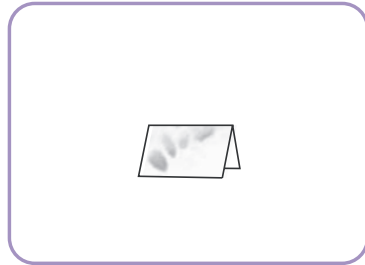


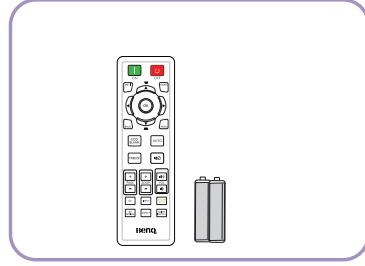



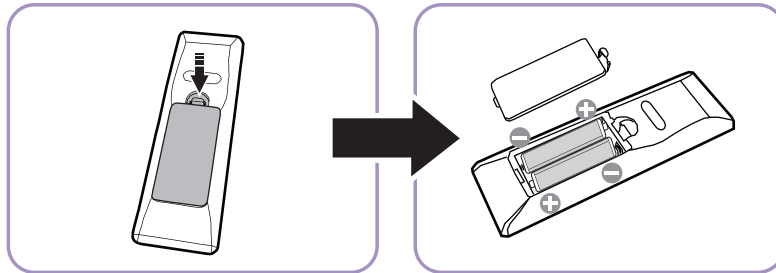
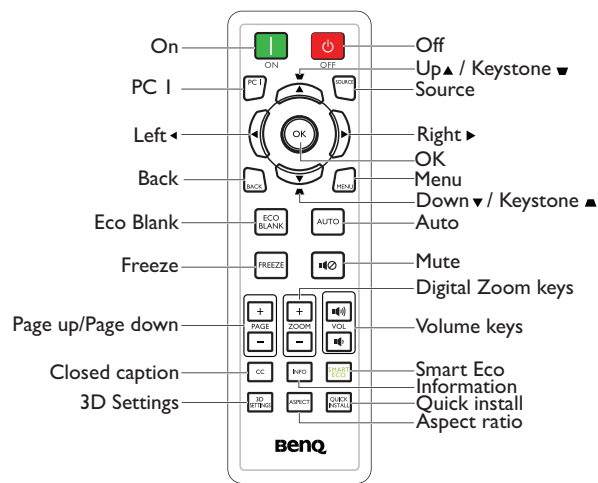
# Touchboards

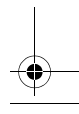
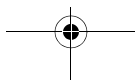
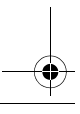
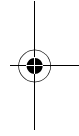
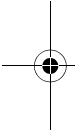
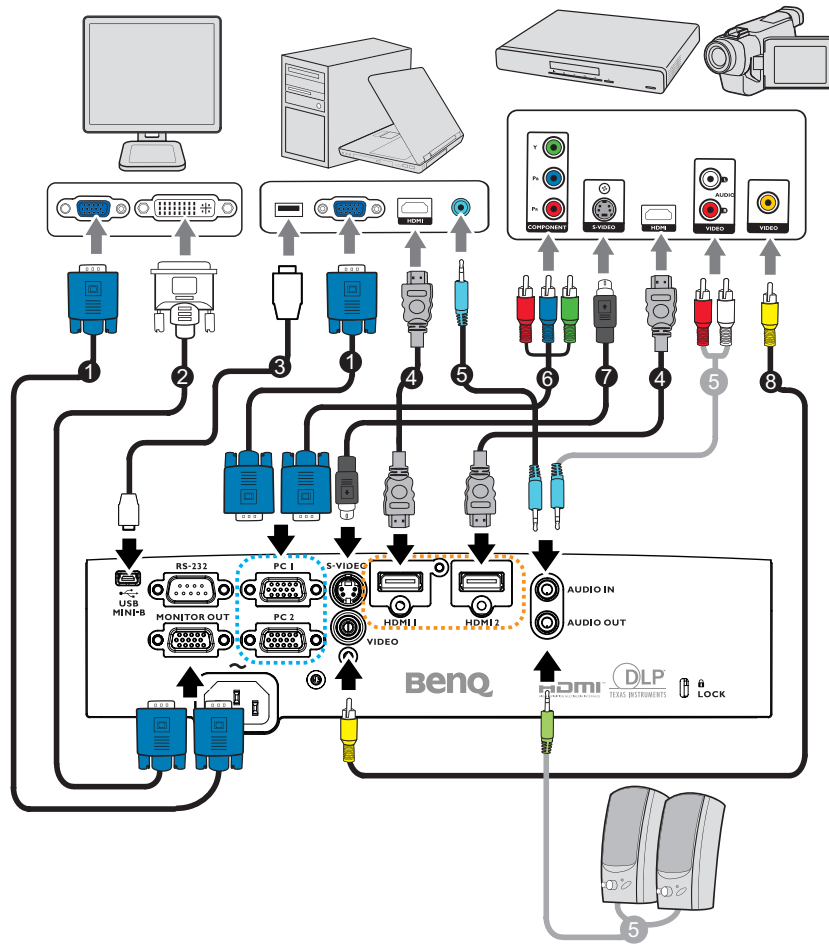
205 Westwood Ave, Long Branch, NJ 07740  
Phone: 866-94 BOARDS (26273) / (732)-222-1511  
Fax: (732)-222-7088 | E-mail: sales@touchboards.com



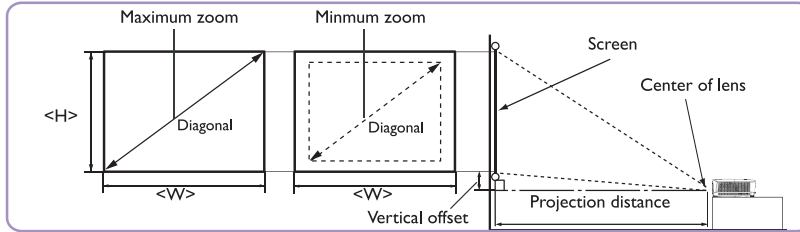


## Remote control





### Projector dimensions



#### MS524AE

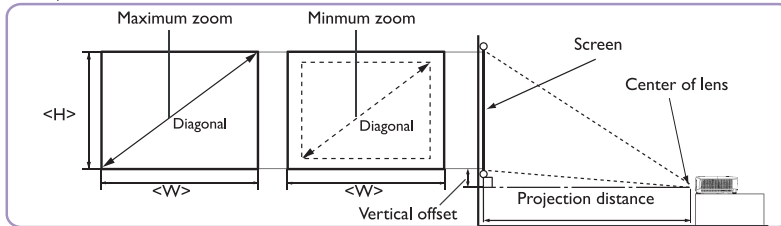
Screen size				Distance from screen(mm)			Vertical offset (mm)
Diagonal		W (mm)	H (mm)	Min length	Average	Max length	
Inch	mm			(max. zoom)		(min. zoom)	
30	762	610	457	1183	1298	1414	27
35	889	711	533	1380	1515	1650	32
40	1016	813	610	1577	1731	1886	37
50	1270	1016	762	1971	2164	2357	46
60	1524	1219	914	2365	2597	2829	55
80	2032	1626	1219	3154	3463	3771	73
100	2540	2032	1524	3942	4328	4714	91
120	3048	2438	1829	4730	5194	5657	110
150	3810	3048	2286	5913	6492	7071	137
200	5080	4064	3048	7884	8656	9428	183
220	5588	4470	3353	8673	9522	10371	201
250	6350	5080	3810	9855	10820	11786	229
300	7620	6096	4572	11826	12984	14143	274

#### MW526AE

Screen size				Distance from screen(mm)			Vertical offset (mm)
Diagonal		W (mm)	H (mm)	Min length	Average	Max length	
Inch	mm			(max. zoom)		(min. zoom)	
30	762	646	404	1002	1102	1202	16
35	889	754	471	1168	1285	1402	19
40	1016	862	538	1335	1469	1603	22
50	1270	1077	673	1669	1836	2003	27
60	1524	1292	808	2003	2203	2404	32
80	2032	1723	1077	2671	2938	3205	43
100	2540	2154	1346	3339	3672	4006	54
120	3048	2585	1615	4006	4407	4808	65
150	3810	3231	2019	5008	5509	6009	81
200	5080	4308	2692	6677	7345	8013	108
220	5588	4739	2962	7345	8079	8814	118
250	6350	5385	3365	8346	9181	10016	135
300	7620	6462	4039	10016	11017	12019	162



## Projector dimensions



### MH530FHD

Screen size				Distance from screen(mm)			Vertical offset (mm)
Diagonal		W (mm)	H (mm)	Min length	Average	Max length	
Inch	mm			(max. zoom)		(min. zoom)	
30	762	664	374	850	943	1036	26
35	889	775	436	992	1100	1209	31
40	1016	886	498	1133	1257	1381	35
50	1270	1107	623	1417	1572	1727	44
60	1524	1328	747	1700	1886	2072	52
80	2032	1771	996	2267	2515	2763	70
100	2540	2214	1245	2834	3144	3454	87
120	3048	2657	1494	3400	3772	4144	105
150	3810	3321	1868	4250	4715	5180	131
200	5080	4428	2491	5667	6287	6907	174
220	5588	4870	2740	6234	6916	7598	192
250	6350	5535	3313	7084	7859	8634	218
300	7620	6641	3736	8501	9431	10361	262

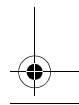
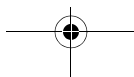
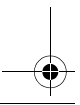
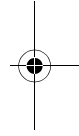
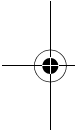
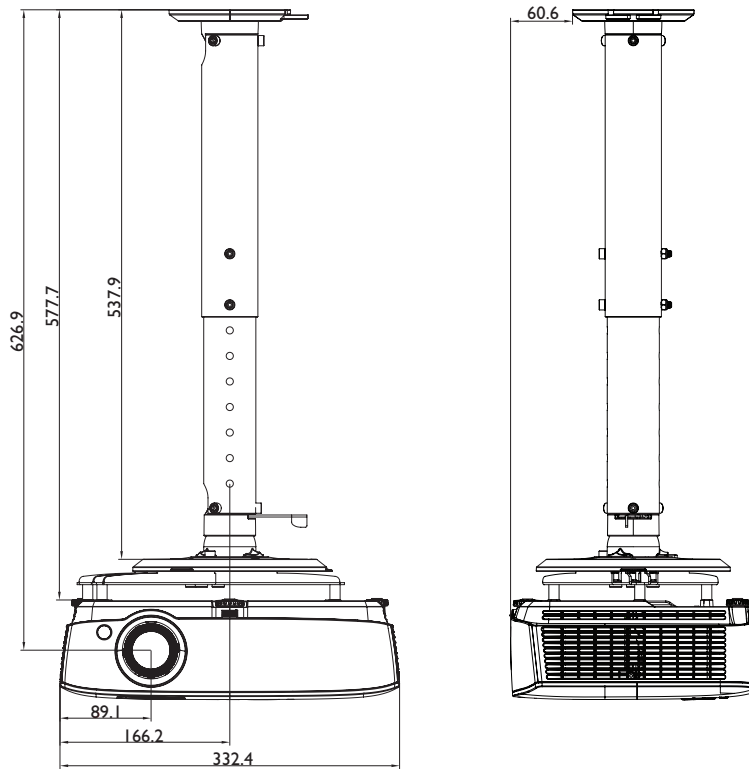
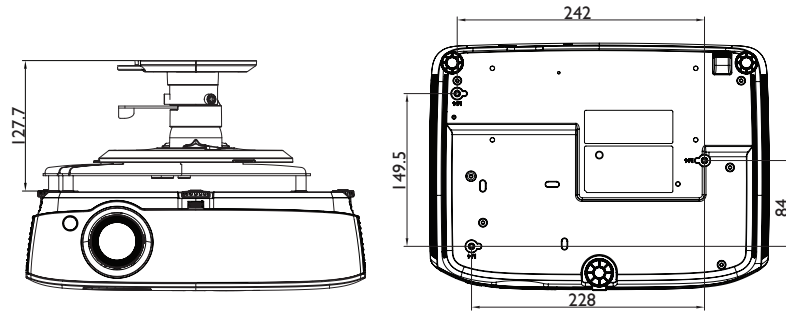


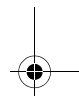
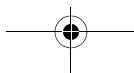
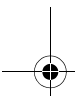
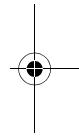
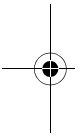
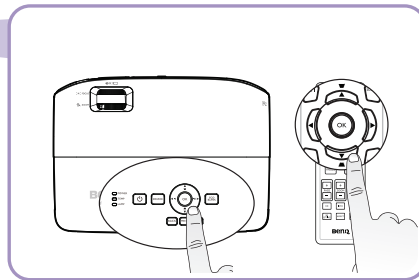
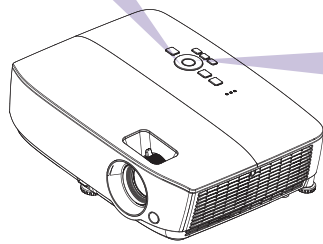
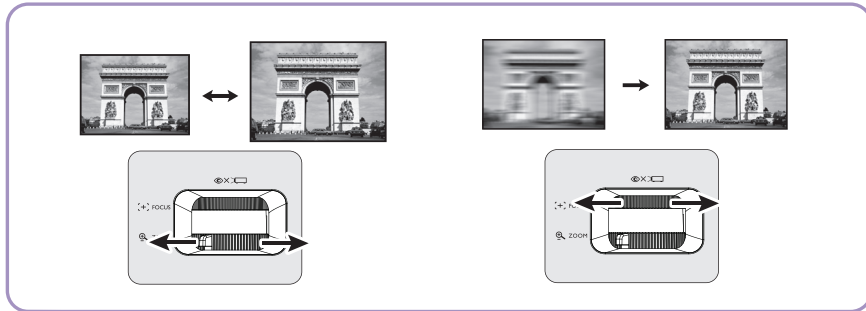
The above numbers are approximate and may be slightly different from the actual measurements. Only the recommended screen sizes are listed. If your screen size is not in the table above, please contact your dealer for assistance.



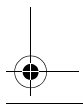
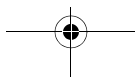
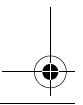
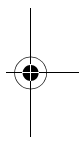
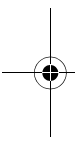
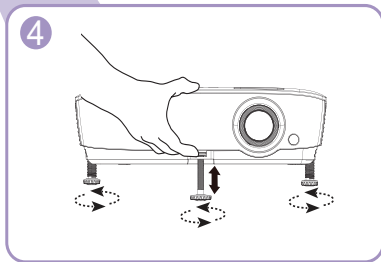
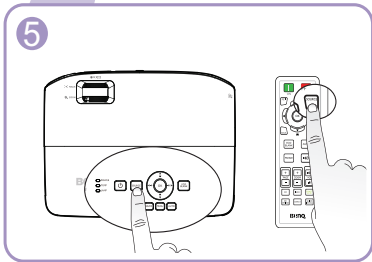
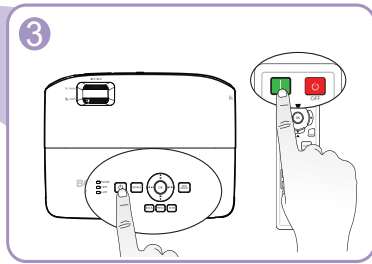
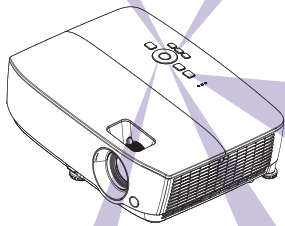
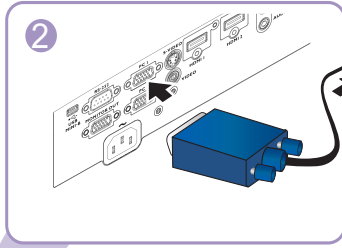
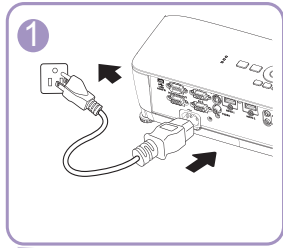


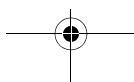
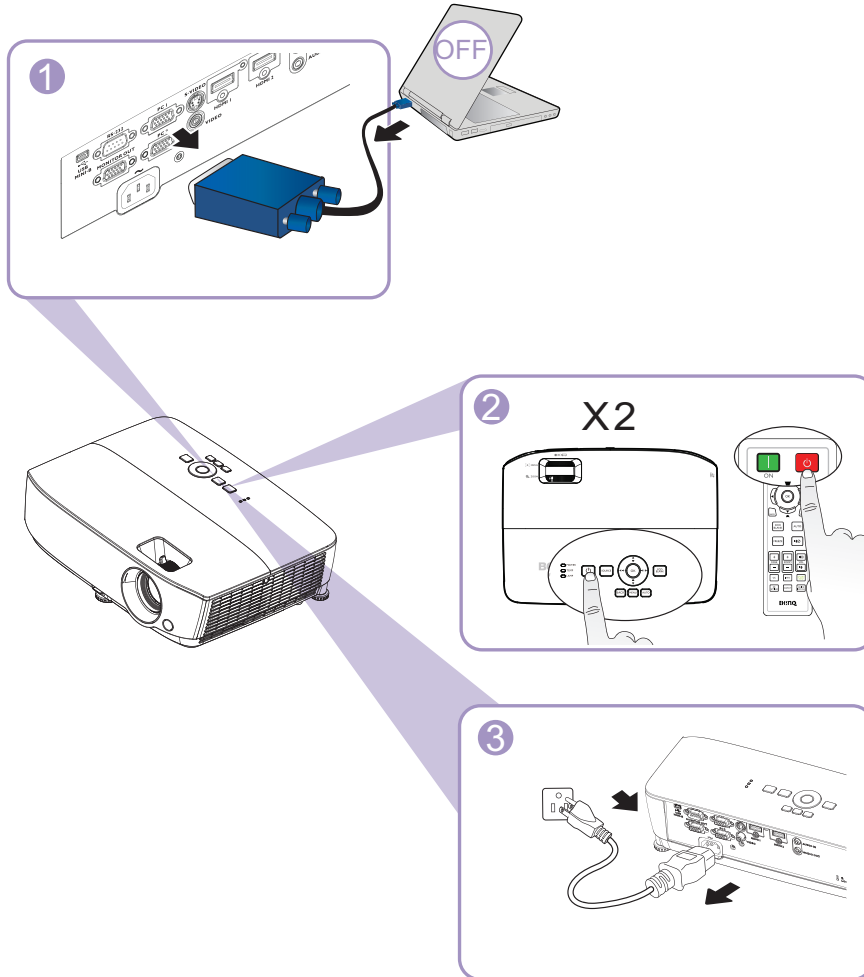
Ceiling mount screw: M4  
(Max L = 25 mm; Min L=20 mm) Unit: mm

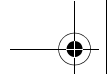






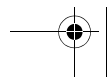
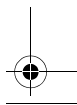
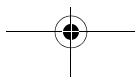
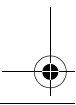
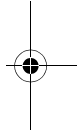
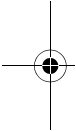






## Table of contents

<b>English .....</b>	<b>12</b>
<b>Français .....</b>	<b>13</b>



## Specifications

(EN)

 All specifications are subject to change without notice.

### Optical

#### Resolution

MS524AE: 800 x 600 SVGA  
 MW526AE: 1280 x 800 WXGA  
 MH530FHD: 1920 x 1080 1080p

#### Display system

I-CHIP DMD

#### Lens F/Number

MS524AE/MW526AE  
 F = 2.46 to 2.66  
 f = 21.8 to 25.6 mm  
 MH530FHD  
 F = 2.42 to 2.62  
 f = 19.0 to 22.65 mm

#### Offset

MS524AE: 106±5%  
 MW526AE: 104±5%  
 MH530FHD: 107±5%

#### Zoom ratio

1.2X  
 Lamp  
 203 W lamp

### Electrical

#### Power supply

AC 100–240V, 2.60 A,  
 50-60 Hz (Automatic)

#### Power consumption

260 W (Max); < 0.5 W (Standby)

### Mechanical

#### Weight

MS524AE: 2.38 kg (5.24 lbs)  
 MW526AE: 2.41 kg (5.31 lbs)  
 MH530FHD: 2.42 kg (5.33 lbs)

### Output terminals

#### RGB output

D-Sub 15-pin (female) x 1

#### Speaker

(Stereo) 2 watt x 1

### Control

#### RS-232 serial control

9 pin x 1

#### IR receiver x 1

#### USB mini-B x 1

### Input terminals

#### Computer input

##### RGB input

D-Sub 15-pin (female) x 2

#### Video signal input

##### S-VIDEO

Mini DIN 4-pin port x 1

##### VIDEO

RCA jack x 1

##### SD/HDTV signal input

Analog - Component RCA jack x 3  
 (through RGB input)

Digital-HDMI x 2

#### Audio signal input

##### Audio in

PC audio jack x 1

##### Audio out

PC audio jack x 1

### Environmental Requirements

#### Operating temperature

0°C-40°C at sea level

#### Operating relative humidity

10%-90% (without condensation)

#### Operating altitude

0-1499 m at 0°C-35°C

1500-3000 m at 0°C-30°C (with High  
 Altitude Mode on)

 Lamp life results will vary depending on environmental conditions and usage.



(FR)

## Caractéristiques

**Toutes les caractéristiques peuvent être modifiées sans notification préalable.**

### Caractéristiques optiques

#### Résolution

MS524AE: 800 x 600 SVGA

MW526AE: 1280 x 800 WXGA

MH530FHD: 1920 x 1080 1080p

#### Système d'affichage

I-CHIP DMD

#### Ouverture (nombre F)

MS524AE/MW526AE

F = 2,46 à 2,66

f = 21,8 à 25,6 mm

MH530FHD

F = 2,42 à 2,62

f = 19,0 à 22,65 mm

#### Décalage

MS524AE: 106±5%

MW526AE: 104±5%

MH530FHD: 107±5%

#### Zoom

1,2x

#### Lampe

Lampe 203 W

### Caractéristiques électriques

#### Alimentation

100-240V CA, 2,60 A,

50-60 Hz (Automatique)

#### Consommation

260 W (Maxi) ; < 0,5 W (Veille)

### Caractéristiques mécaniques

#### Poids

MS524AE: 2,38 kg (5,24 livres)

MW526AE: 2,41 kg (5,31 livres)

MH530FHD: 2,42 kg (5,33 livres)

### Terminaux de sortie

#### Sortie RGB

D-Sub 15 broches (femelle) x 1

#### Haut-parleur

(Stéréo) 2 watts x 1

### Contrôle

#### Contrôle série RS-232

9 broches x 1

#### Récepteur IR x 1

#### USB mini-B x 1

### Terminaux d'entrée

#### Entrée ordinateur

##### Entrée RGB

D-Sub 15 broches (femelle) x 2

#### Entrée signal vidéo

##### S-VIDEO

Port mini DIN 4 broches x 1

##### VIDEO

Prise RCA x 1

#### Entrée de signal SD/HDTV

Prise RCA analogique - composantes x 3

(via entrée RGB)

Numérique-HDMI x 2

#### Entrée signal audio

##### Entrée audio

Prise audio PC x 1

##### Sortie audio

Prise audio PC x 1

### Caractéristiques environnementales

#### Température de fonctionnement

0°C-40°C au niveau de la mer

#### Humidité relative en fonctionnement

10%-90% (sans condensation)

#### Altitude de fonctionnement



0-1499 m à 0°C-35°C

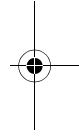
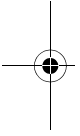
1500-3000 m à 0°C-30°C (avec Mode

Haute altitude activé)

**Les résultats en termes de durée de vie de la lampe dépendront des conditions environnementales et d'utilisation.**



-  For further information, please download User Manual on official website:  
<http://www.benq.com/>
-  Pour de plus amples informations, veuillez télécharger le Manuel de l'utilisateur sur le site Internet officiel : <http://www.benq.com/>



# Touchboards

**205 Westwood Ave, Long Branch, NJ 07740**  
**Phone: 866-94 BOARDS (26273) / (732)-222-1511**  
**Fax: (732)-222-7088 | E-mail: [sales@touchboards.com](mailto:sales@touchboards.com)**

