



205 Westwood Ave, Long Branch, NJ 07740
Phone: 866-94 BOARDS (26273) / (732)-222-1511
Fax: (732)-222-7088 | E-mail: sales@touchboards.com



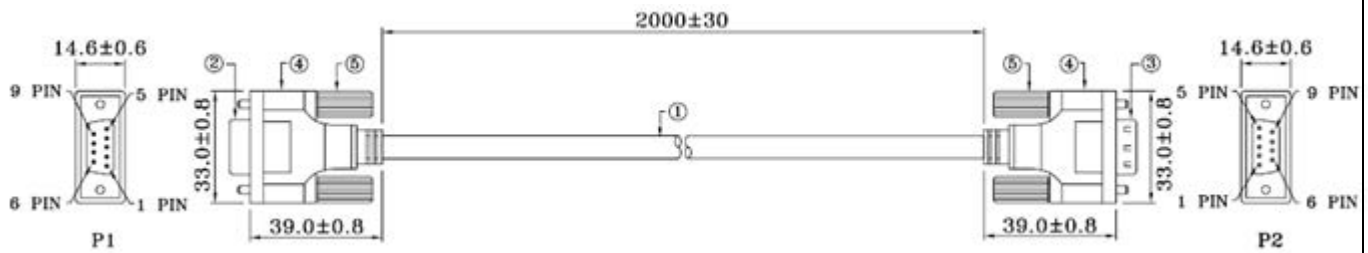
BenQ RS232 Commands

Table of Content

1. RS232 Cable Requirement and Pin Assignment	2
2. RS232 Connection.....	2
3. Interface Settings.....	3
4. Command Table.....	3

1. RS232 Cable Requirement and Pin Assignment

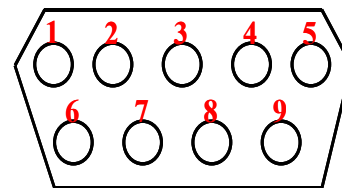
Cable Requirement:



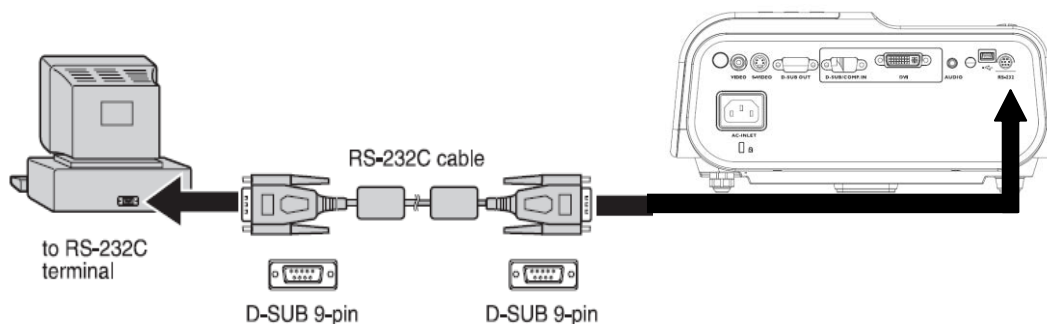
WIRE ARRANGEMENT		
P1	COLOR	P2
1	BLACK	1
2	BROWN	3
3	RED	2
4	ORANGE	4
5	YELLOW	5
6	GREEN	6
7	BLUE	7
8	PURPLE	8
9	GRAY	9
CASE	DRAIN WIRE	CASE

RS232 pin assignment

Pin	Description	Pin	Description
1	NC	2	RXD
3	TXD	4	NC
5	GND	6	NC
7	RTS	8	CTS
9	NC		



2. RS232 Connection



Notes:

- Make sure that both of the PC and the projector are turned off before connecting them.
- Must turn on the PC before turning on the projector. (Wrong step may have Com port working incorrectly)
- PLS choose appropriate adapter for PC side.

2. Interface Settings - RS-232 protocol

Baud Rate	Default in 115200 bps, but changeable in OSD menu. (2400/4800/9600/14400/19200/38400/57600/115200)
Data Length	8 bit
Parity Check	None
Stop Bit	1 bit
Flow Control	None

3. Command Table

Note:

- The available features are different by model. (eg. source, audio settings, aspect ratio..etc.), please refer to the user manual for the further information.

Function	Type	Operation	ASCII
Power	Write	Power On	*pow=on#
	Write	Power off	*pow=off#
	Read	Power Status	*pow=?#
Source Selection	Write	COMPUTER/YPbPr	*sour=RGB#
	Write	COMPUTER 2/YPbPr2	*sour=RGB2#
	Write	Component	*sour=ypr#
	Write	DVI-A	*sour=dviA#
	Write	DVI-D	*sour=dvid#
	Write	HDMI	*sour=hdmi#
	Write	HDMI 2	*sour=hdmi2#
	Write	Composite	*sour=vid#
	Write	S-Video	*sour=svid#
	Write	Network	*sour=network#
	Write	USB Display	*sour=usbdisplay#
	Write	USB Reader	*sour=usbreader#
Read	Current source	*sour=?#	
Audio Control	Write	Mute On	*mute=on#
	Write	Mute Off	*mute=off#
	Read	Mute Status	*mute=?#
	Write	Volume +	*vol=+#
	Write	Volume -	*vol=-#

	Read	Volume Status	*vol=?#
	Write	Mic. Volume +	*micvol=+#
	Write	Mic. Volume -	*micvol=-#
	Read	Mic. Volume Status	*micvol=?#
Audio source select	Write	Audio pass Through off	*audiosour=off#
	Write	Audio-Computer1	*audiosour=RGB#
	Write	Audio-Computer2	*audiosour=RGB2#
	Write	Audio-Video/S-Video	*audiosour=vid#
	Write	Audio-Component	*audiosour=ypbr#
	Write	Audio-HDMI	*audiosour=hdmi#
	Write	Audio-HDMI2	*audiosour=hdmi2#
	Read	Audio pass Status	*audiosour=?#
Picture Mode	Write	Dynamic	*appmod=dynamic#
	Write	Presentation	*appmod=preset#
	Write	sRGB	*appmod=srgb#
	Write	Bright	*appmod=bright#
	Write	Living Room	*appmod=livingroom#
	Write	Game	*appmod=game#
	Write	Cinema	*appmod=cine#
	Write	Standard	*appmod=std#
	Write	User1	*appmod=user1#
	Write	User2	*appmod=user2#
	Write	User3	*appmod=user3#
		Read	Picture Mode
Picture Setting	Write	Contrast +	*con=+#
	Write	Contrast -	*con=-#
	Read	Contrast value	*con=?#
	Write	Brightness +	*bri=+#
	Write	Brightness -	*bri=-#
	Read	Brightness value	*bri=?#
	Write	Color +	*color=+#
	Write	Color -	*color=-#
	Read	Color value	*color=?#
	Write	Sharpness +	*sharp=+#
	Write	Sharpness -	*sharp=-#
		Read	Sharpness value

	Write	Color Temperature-Warmer	*ct=warm#
	Write	Color Temperature-Warm	*ct=warm#
	Write	Color Temperature-Normal	*ct=normal#
	Write	Color Temperature-Cool	*ct=cool#
	Write	Color Temperature-Cooler	*ct=cooler#
	Read	Color Temperature Status	*ct=?#
	Write	Aspect 4:3	*asp=4:3#
	Write	Aspect 16:9	*asp=16:9#
	Write	Aspect 16:10	*asp=16:10#
	Write	Aspect Auto	*asp=AUTO#
	Write	Aspect Real	*asp=REAL#
	Write	Aspect Letterbox	*asp=LBOX#
	Write	Aspect Wide	*asp=WIDE#
	Write	Aspect Anamorphic	*asp=ANAM#
	Read	Aspect Status	*asp=?#
	Write	Digital Zoom In	*zoomI#
	Write	Digital Zoom out	*zoomO#
	Write	Auto	*auto#
	Write	Brilliant color on	*BC=on#
	Write	Brilliant color off	*BC=off#
	Read	Brilliant color status	*BC=?#
Operation Settings	Write	Projector Position-Front Table	*pp=FT#
	Write	Projector Position-Rear Table	*pp=RE#
	Write	Projector Position-Rear Ceiling	*pp=RC#
	Write	Projector Position-Front Ceiling	*pp=FC#
	Write	Quick auto search	*QAS=on#
	Write	Quick auto search	*QAS=off#
	Read	Quick auto search status	*QAS=?#
	Read	Projector Position Status	*pp=?#

	Write	Direct Power On-on	*directpower=on#
	Write	Direct Power On-off	*directpower=off#
	Read	Direct Power On-Status	*directpower=?#
	Write	Signal Power On-on	*autopower=on#
	Write	Signal Power On-off	*autopower=off#
	Read	Signal Power On-Status	*autopower=?#
	Write	Standby Settings-Network on	*standbynet=on#
	Write	Standby Settings-Network off	*standbynet=off#
	Read	Standby Settings-Network Status	*standbynet=?#
	Write	Standby Settings-Microphone on	*standbymic=on#
	Write	Standby Settings-Microphone off	*standbymic=off#
	Read	Standby Settings-Microphone Status	*standbymic=?#
	Write	Standby Settings-Monitor Out on	*standbymnt=on#
	Write	Standby Settings-Monitor Out off	*standbymnt=off#
	Read	Standby Settings-Monitor Out Status	*standbymnt=?#
Baud Rate	Write	2400	*baud=2400#
	Write	4800	<CR>*baud=4800#
	Write	9600	*baud=9600#
	Write	14400	*baud=14400#
	Write	19200	*baud=19200#
	Write	38400	*baud=38400#
	Write	57600	*baud=57600#
	Write	115200	*baud=115200#
	Read	Current Baud Rate	*baud=?#
Lamp Control	Read	Lamp Hour	*ltim=?#
	Read	Lamp2 Hour	*ltim2=?#
	Write	Normal mode	*lampm=lnor#

	Write	Eco mode	*lampm=eco#
	Write	Smart Eco mode	*lampm=seco#
	Write	Dual Brightest (for dual lamp only)	*lampm =dualbr#
	Write	Dual Reliable (for dual lamp only)	*lampm =dualre#
	Write	Single Alternative (for dual lamp only)	*lampm =single#
	Write	Single Alternative Eco (for dual lamp only)	*lampm =singleeco#
	Read	Lamp Mode Status	*lampm=?#
Miscellaneous	Read	Model Name	*modelname=?#
	Write	Blank On	*blank=on#
	Write	Blank Off	*blank=off#
	Read	Blank Status	*blank=?#
	Write	Freeze On	*freeze=on#
	Write	Freeze Off	*freeze=off#
	Read	Freeze Status	*freeze=?#
	Write	Menu On	*menu=on#
	Write	Menu Off	*menu=off#
	Write	Up	*up#
	Write	Down	*down#
	Write	Right	*right#
	Write	Left	*left#
	Write	Enter	*enter#
	Write	3D Sync Off	*3d=off#
	Write	3D Sync Top Bottom	*3d=tb#
	Write	3D Sync Frame Sequential	*3d=fs#
	Read	3D Sync Status	*3d=?#
	Write	Remote Receiver-front+rear	*rr=fr#
	Write	Remote Receiver-front	*rr=f#
	Write	Remote Receiver-rear	*rr=r#
	Read	Remote Receiver Status	*rr=?#
	Write	Instant On-on	*ins=on#

Write	Instant On-off	*ins=off#
Read	Instant On Status	*ins=?#
Write	Lamp Saver Mode-on	*lpsaver=on#
Write	Lamp Saver Mode-off	*lpsaver=off#
Read	Lamp Saver Mode Status	*lpsaver=?#
Write	Projection Log In Code on	*prjlogincode=on#
Write	Projection Log In Code off	*prjlogincode=off#
Read	Projection Log In Code Status	*prjlogincode=?#
Write	Broadcasting on	*broadcasting=on#
Write	Broadcasting off	*broadcasting=off#
Read	Broadcasting Status	*broadcasting=?
Write	AMX Device Discovery-on	*amxdd=on#
Write	AMX Device Discovery-off	*amxdd=off#
Read	AMX Device Discovery Status	*amxdd=?#
Read	Mac Address	*macaddr=?#
Write	High Altitude mode on	*Highaltitude=on#
Write	High Altitude mode off	*Highaltitude=off#
Read	High Altitude mode status	*Highaltitude=?#



205 Westwood Ave, Long Branch, NJ 07740
Phone: 866-94 BOARDS (26273) / (732)-222-1511
Fax: (732)-222-7088 | E-mail: sales@touchboards.com