

Model MKF 720 | Dynamic climate chambers for rapid temperature changes with humidity control

A BINDER MKF series environmental simulation chamber is ideally suited for any cold and heat testing based on current temperature and climate testing methods according to DIN and IEC standards. The comprehensive standard equipment for this environmental simulation chamber ensures ease of operation.

BENEFITS

- Homogeneous climate conditions thanks to APT.line™ technology
- Automatic water and wastewater management
- Pressure humidification with fast response times
- Comprehensive programming and data acquisition
- Large heated viewing window



Model 720



Model 720

MAIN FEATURES

- Temperature range: -40 °C to 180 °C
- Humidity range: 10 % to 98 % RH
- Integrated water-storage tank, 20 liters (Models 115, 240, 720)
- 4 zero-voltage relay contacts
- 1 stainless steel rack
- APT.line™ preheating chamber technology
- Intuitive touchscreen controller with time-segment and real-time programming
- Internal data logger, measured values can be read out in open format via USB
- Programmable condensation protection for test material
- Heated viewing window with LED interior lighting
- Humidity regulation with capacitive humidity sensor and vapor humidification
- BINDER Multi Management Software APT-COM™ Basic Edition
- Troubleshooting system with visual and audible alarms
- Access port with silicone plug (Models 56, 115, 240: 50 mm, left)
- 2 access ports with silicone plugs (Model 720: 80 mm, left and right)
- Class 2 independent adjustable temperature safety device (DIN 12880) with visual alarm
- 4 castors, two with brakes
- Computer interface: Ethernet
- 230 V power socket on the right-side control panel (Models 115, 240, 720)
- Adjustable ramp function
- Integrated chart recorder
- Real-time clock
- Door heating
- Alarm notification in the event of insufficient water in fresh water tank (Models 115, 240, 720)
- Complete safety connection kit for water supply and drainage, up to 1 m height
- Inner chamber made of stainless steel
- CFC-free refrigerant R-404A
- Cooling with compressor cooling unit

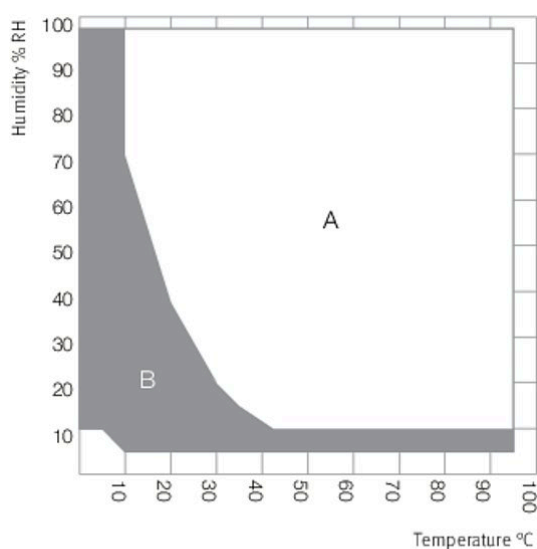
ORDERING INFORMATION

Interior volume [cu.ft.]	Voltage	Option model	Version	Art.-No.
25.9	400 V 3~ 50 Hz	Standard	MKF720-400V	9020-0381
	480 V 3~ 60 Hz	Standard	MKF720-480V-C	9020-0359

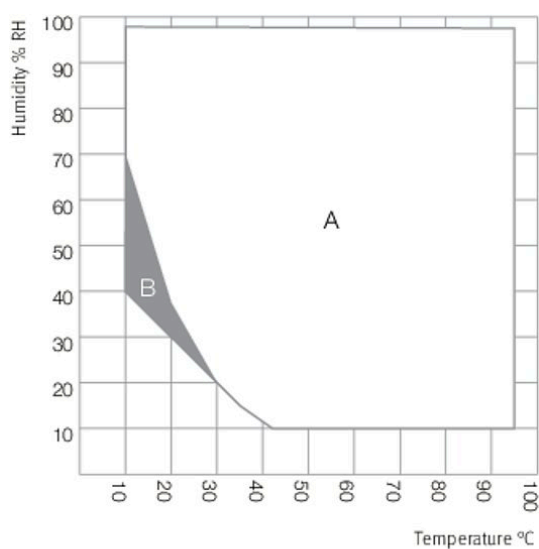
TECHNICAL DATA

Description	MKF720-400V ¹	MKF720-480V-C ¹
Article Number	9020-0381	9020-0359
Performance Data Temperature		
Temperature range	-40...180	-40...180
Temperature variation depending on setpoint [± K]	0.1...1.8	0.1...1.8
Temperature fluctuation depending on setpoint [± K]	0.1...0.5	0.1...0.5
Average heating-up rate according to IEC 60068-3-5 [K/min]	4.8	4.8
Cooling down time from 180 °C to -40 °C [min]	120	120
Average cooling down time according to IEC 60068-3-5 [K/min]	4.8	4.8
Max. heat compensation at 25 °C [W]	5800	5800
Performance Data Climate		
Temperature range [°C]	10...95	10...95
Temperature fluctuation depending on setpoint [± K]	0.2...1.5	0.2...1.5
Humidity range [% RH]	10...98	10...98
Humidity fluctuation depending on setpoint	±2,5 ± % RH	±2,5 ± % RH
Dew point temperature range [°C]	5...94	5...94
Electrical data		
Rated Voltage [V]	400	480
Power frequency [Hz]	50	60
Nominal power [kW]	11	11
Unit fuse [A]	32	32
Phase (Nominal voltage)	3~	3~
Measures		
Interior volume [cu.ft.]	25.9	25.9
Net weight of the unit (empty) [lbs]	1301	1900
Permitted load [lbs]	353	353
Load per rack [lbs]	88	88
Viewing window width [in]	20.02	20.02
Viewing window height [in]	11.82	11.82
Wall clearance back [in]	11.82	11.82
Wall clearance sidewise [in]	7.88	7.88
Internal Dimensions		
Width [in]	47.3	47.3
Height [in]	40.2	40.2
Depth [in]	23.64	23.64
Doors		
Unit doors	1	1
Housing dimensions not incl. fittings and connections		
Width net [in]	62.3	62.3
Height net [in]	79	79
Depth net [in]	44.9	44.9
Environment-specific data		
Sound-pressure level [dB(A)]	65	67
Fixtures		
Number of shelves (std./max.)	1/11	1/11

¹ All technical data is specified for unloaded units with standard equipment at an ambient temperature of +22 °C ±3 °C and a power supply voltage fluctuation of ±10 %. The temperature data is determined in accordance to BINDER factory standard following DIN 12880, observing the recommended wall clearances of 10 % of the height, width, and depth of the inner chamber. Technical data refers to 100 % fan speed. All indications are average values, typical for units produced in series. We reserve the right to change technical specifications at any time.

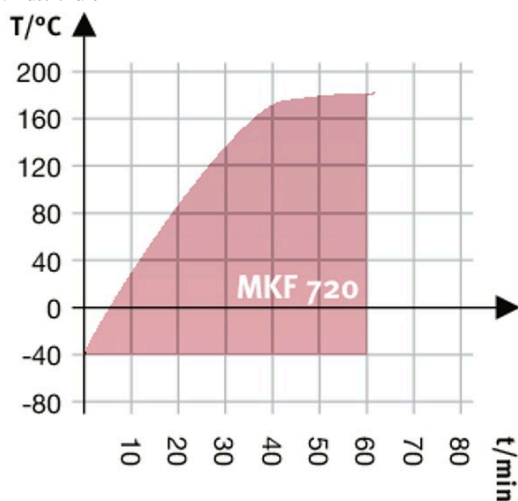
DIMENSIONS INCL. FITTINGS AND CONNECTIONS [MM]**CHARTS**

A: Standard Climate range
B: Extended range with dry-air purge



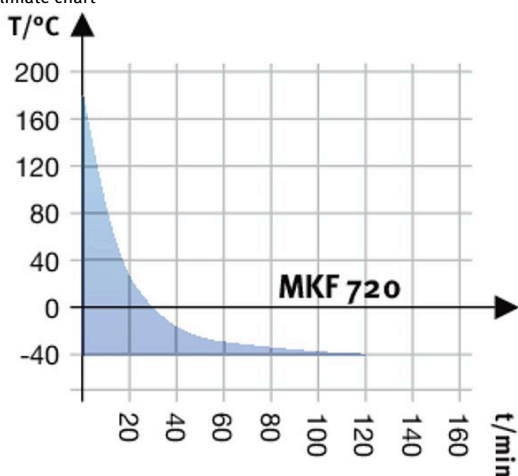
A: Standard Climate range
B: Time-limited operation (max. 24 hours)

Climate chart

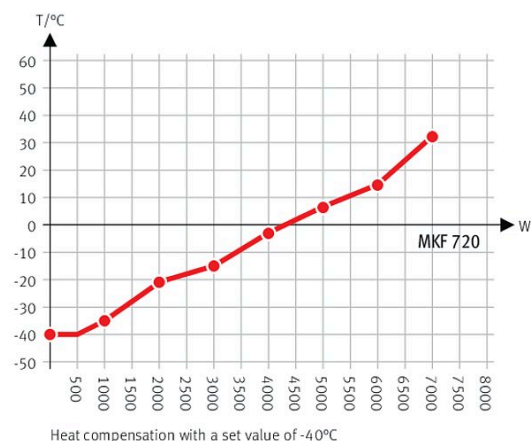


Heating up rate

Climate chart



Cooling down rate



Heat compensation chart

OPTIONS

Designation	Description	*	Art.-No.
Access port with silicone plug	left		
	30 mm	01	8012-1323
	50 mm	01	8012-1329
	80 mm	01	8012-1335
	100 mm	01	8012-1543
	125 mm	01	8012-1352
	right		
	30 mm	01	8012-1320
	50 mm	01	8012-1326
	80 mm	01	8012-1332
	100 mm	01	8012-1540
	125 mm	01	8012-1349
	top		
	80 mm	01	8012-1537
	100 mm	01	8012-1531
	125 mm	01	8012-1534
Analog output 4-20 mA	for temperature and humidity values (output not adjustable)	–	8012-1085
Calibration certificate, expanded	for temperature and humidity; for extending the measurement in center of chamber to include another test value	–	8012-1194
Calibration certificate, temperature	temperature measurement incl. certificate and 27 measuring points at specified temperature	–	8012-1609
	temperature measurement incl. certificate, 15- 18 measuring points at specified temperature	–	8012-1589
	temperature measurement incl. certificate, 9 measuring points at specified temperature	–	8012-1568
Calibration certificate, temperature and humidity	Measurement in center of chamber at 25 °C / 60% RH or at specified test values	–	8012-1188
	temperature (according to DIN12880) and humidity measurement incl. certificate, 27 temperature measuring points and 1 humidity measuring point, at 25 °C / 60 % RH or at specified values	–	8012-1615
Compressed air connection	for the connection to an existing pressurized air network	–	8012-1798
Door lock	lockable door handle	–	8012-1862
Dry-air purge	controlled, incl. connection; suitable for the simulation of current automobile industry standards	–	8012-1870
Notch-type access port	notch-type access port in door, 100 x 35 mm	–	8012-1859
Pt 100 temperature sensor	additional flexible Pt 100, interior, for displaying the temperature on the unit display	–	8012-1094

* Notes › See last page

Designation	Description	*	Art.-No.
RS 485 interface, 2-wire	Additional serial interface can be used parallel to Ethernet, for Multi Management Software APT-COM™	–	8012-1769
Temperature safety device class 2	with visual alarm (DIN 12880)	–	8012-1864
Water circuit	allows condensed water to be reused	–	8012-1512
Water cooling	for reduced heat loss to ambient air	–	8012-0804

* Notes › See last page

ACCESSORIES

Designation	Description	*	Art.-No.
BINDER PURE AQUA SERVICE	System for preparation or complete desalination of tap water, complete set containing PURE AQUA 300 single-use cartridge, measuring device, and all necessary connecting parts	–	8012-0759
BINDER PURE AQUA SERVICE, accessories	Single-use, replacement cartridge for BINDER PURE AQUA System	–	6011-0165
Data Logger Kit	T 220: For continuous temperature logging from -90 °C to 220 °C. The kit includes 1 data logger, Pt 100 sensor with 2 m extension cable and 1 magnetic fixture for mounting to the BINDER unit	–	8012-0715
Multi Management Software	Multi Management Software APT-COM™ version 4, GLP edition	–	9053-0042
	version 4, PROFESSIONAL edition	–	9053-0040
pH-neutral detergent	concentrated, for gentle remove of residual contaminants; 1 kg	–	1002-0016
Qualification documents	IQ/OQ documents – supporting documents for validation performed by customers, consisting of: IQ/OQ checklists incl. calibration guide and comprehensive unit documentation; parameters: temperature and humidity values Digital in PDF format	–	7057-0002
	Hard copy inside folder	–	7007-0002
	IQ/OQ/PQ documents – supporting documents for validation performed by customers, according to customer requirements, PQ section added to qualification folder IQ/OQ; parameters: temperature and humidity values Digital in PDF format	–	7057-0006
	Hard copy inside folder	–	7007-0006
Rack	stainless steel	–	6004-0102
Rack accessories	fasteners (1 set of 4) for additional security of racks	–	8012-0620
Rack, reinforced	stainless steel, with fasteners (1 set of 4)	–	8012-0684
RS 485 / RS 422 interface converter	RS 422 cable set and RS 485 / RS 422 interface converter for connection to 10-way plug distributor 115 V option model	–	8012-0599
	230 V option model	–	8012-0589
Shelf, perforated	Stainless steel	–	8009-0511

* Notes › See last page

SERVICES

Designation	Description	*	Art.-No.
Installation services			
Unit installation	Connect the unit to the customer-side connections (electricity, water, wastewater, gas), basic functions check, brief operating instructions. (excl.: unpacking, setup, controller instructions, programming, installation work)	05	DL10-0300
Unit instructions	Instruction regarding operating principle and basic functions of the unit, operation of the control electronics including programming	05	DL10-0700
Maintenance services			
Leakage test	Maintenance service in accordance with maintenance schedule. Visual inspection of mechanical and electrical components, testing of all key functions. Calibration of a test temperature specified by the user in center of chamber without certificate	05	DL00-0034
Maintenance	Maintenance service in accordance with maintenance schedule. Visual inspection of mechanical and electrical components, testing of all key functions. Calibration of a test temperature specified by the user in center of chamber without certificate	05	DL20-0500

* Notes › See last page

Designation	Description	*	Art.-No.
Calibration services			
Temperature and humidity calibration	Expansion –Temperature and humidity calibration with 1 measuring point in center of chamber with 1 specified pair of values, including certificate	03, 04, 05	DL30-0302
	Temperature and humidity calibration with 1 measuring point in center of chamber with 1 specified pair of values, including certificate	03, 04, 05	DL30-0301
Temperature and humidity measurement according to DIN12880	Temperature measurement in accordance with DIN 12880 with 27 temperature measuring points and 1 humidity measuring point in center of chamber with a pair of values specified by the user, including certificate	03, 04, 05	DL30-0427
Temperature measurement, 18 temperature measuring points and 1 humidity measuring point	Temperature measurement with 18 temperature measuring points and 1 humidity measuring point in center of chamber with a pair of values specified by the user, including certificate	03, 04, 05	DL30-0318
Temperature measurement, 27 temperature measuring points and 1 humidity measuring point	Temperature measurement with 27 temperature measuring points and 1 humidity measuring point in center of chamber with a pair of values specified by the user, including certificate	03, 04, 05	DL30-0327
Temperature measurement, 9 temperature measuring points and 1 humidity measuring point	Temperature measurement with 9 temperature measuring points and 1 humidity measuring point in center of chamber with a pair of values specified by the user, including certificate	03, 04, 05	DL30-0309
Validation services			
Execution of IQ/OQ	Execution of IQ/OQ in accordance with qualification folder	05	DL42-0300
Execution of IQ/OQ/PQ	Execution of IQ/OQ/PQ in accordance with qualification folder	05	DL44-0500
Warranty service			
Warranty extension from 2 to 3 years	The warranty is extended from 2 to 3 years from the delivery date, wear parts are excluded	–	DL01-3041
Warranty extension from 2 to 5 years	The warranty is extended from 2 to 5 years from the delivery date, wear parts are excluded	–	DL01-3042

* Notes › See last page

NOTES

- 01 Condensation may occur in the area around the access port. Access ports may be placed in custom locations for an additional charge.
02 UL mark is not granted when this option is used.
03 Sensor calibration is performed in an accredited calibration laboratory.
04 Calibration is performed according to the BINDER factory standard.
05 Quoted prices do not include travel costs. Please refer to the chapter on BINDER Service for travel costs for your region. Quoted prices for services performed in Switzerland do not include a country-specific added fee (available on request).

BINDER GmbH

Tuttlingen, Germany
TEL +49 7462 2005 0
FAX +49 7462 2005 100
info@binder-world.com
www.binder-world.com

BINDER Asia Pacific (Hong Kong) Ltd.

Kowloon, Hong Kong, P.R. China
TEL +852 39070500
FAX +852 39070507
asia@binder-world.com
www.binder-world.com

Representative Office for CIS

Moscow, Russia
TEL +7 495 988 15 16
FAX +7 495 988 15 17
russia@binder-world.com
www.binder-world.com

**BINDER Environmental Testing
Equipment (Shanghai) Co., Ltd.**

Shanghai, P.R. China
TEL +86 21 685 808 25
FAX +86 21 685 808 29
china@binder-world.com
www.binder-world.com

BINDER Inc.

Bohemia, NY, USA
TEL +1 631 224 4340
FAX +1 631 224 4354
usa@binder-world.com
www.binder-world.us