



MyStemKits.com


Standards-Driven STEAM Curriculum, Virtual STEM Kits, and 3D-Print Library

Includes


(where applicable):




Ready-to-Print & Virtual
3D Models



Assembly Guides



Teacher Guides



Handouts & Assessments



Programming & Design
Procedures

WHY MYSTEMKITS?

A tool is only as good as its uses. We've found schools buy STEM education tools, but without proper curriculum and support they end up being under-utilized. Therefore, MyStemKits has assembled all the resources you need to use your MimioSTEM products successfully and effectively in your classrooms. With over 350 standards-driven lesson plans using 3D printing, robotics, sensors, and virtual simulations to teach STEM in the classroom, we provide everything you need to prepare students for the 21st century.




INCLUDED WITH EVERY MYSTEMKITS SUBSCRIPTION:

- **12-month** access to online library.
- Choose from **over 350 lessons** and 30+ STEAM Design Challenges for your 3D printers, MyBot robots, and Labdisc sensors.
- **Virtual STEM Kits** for use in-person, hybrid, and remote learning.
- Over **200 ready-to-3D-print kits** designed for classroom use.
- Content driven by NGSS, Common Core, and State **Standards**.
- **3D-printer management** tools compatible with 75 types of printers.
- 2-hour **online training**.

Select the plan that best fits your needs.

Parameters	Teacher Plan	School Plan
Teacher licenses	1	8
Number of kits	UNLIMITED access	UNLIMITED access
Ready-to-print 3D models	✓	✓
Virtual STEM kit simulations	✓	✓
Lesson plans & design challenges	✓	✓
Assembly guides	✓	✓
Teacher guides	✓	✓
Student assessments, activities, and handouts	✓	✓
	\$499	\$1999



Sample Lesson: Ball Bearing Catapult Kit

In this interdisciplinary lesson, students will explore data collection using a catapult and perform statistical analysis of the data. Students will create box plots for data analysis that will help to demonstrate the scientific concepts of transfer of energy. **Compatible with 3D-printed or virtual catapult!**

- ⌚ Estimated instructional Time: 2-3 class periods, 45 minutes each
- 📖 Subject: Mathematics 📄 Grades: 6, 7, 9-12
- ✔️ NGSS and Common Core Standards Alignment

STUDENTS WILL BE ABLE TO:

- determine the mean, median, mode, range, MAD, and IQR for data sets
- create dot plots, box plots, and histograms to show the data distribution
- determine if there are any outliers and if they have an effect on the statistical analysis
- choose an appropriate statistic and graphical display based on the situation and distribution of data

INCLUDED:

- 10+ page lesson plan
- Student activities & handouts
- Student assessments
- Teacher guide
- Assembly instructions
- List of standards met

