

LINK® CART

Keep laptops secure, charged and up to date. This rugged Link® Cart is equipped with Ethernet cables, dedicated space for a rack-mount network switch, and two fans for cooling making it easy for IT administrators to push updates to all devices simultaneously.



Link® Cart shown in Charcoal (CK)



NETWORK READY

Designed to house a 19 in. network switch and equipped to connect for IT updates to devices.



READY TO USE

The Link® Cart comes fully assembled and wired ready to load devices.



SMART DESIGN

Optimized space designed for up to 32 laptops. The front-loading configuration can hold up to 32 devices. Includes two fans to prevent device overheating.



BUILT TO LAST


Each unit is fully welded. Designed and built in the USA.

YOUR PRODUCT. YOUR IDENTITY.

Choose from one of our 16 colors and personalize by branding with your own logo.




TEMPERATURE MANAGEMENT | Two built in cooling fans help to keep devices from overheating.




EASY ACCESS | Rear doors provide easy access to networking and cabling area.



INTELLIGENT POWER | Power manager continuously analyzes device power requirements, concentrating on devices that require power the most.



INDUSTRIAL GRADE | 5 in. wheels with both directional and brake locking casters, for ultimate maneuverability.



SECURITY | Secure devices with two 3-point locking doors and durable padlock included with the cart.

SPECIFICATIONS

<p>Construction USA-sourced steel Manufactured in Franklin Park, IL</p> <p>Device Compatibility Up to 15 in.</p> <p>Power AC: 120V AC, 12A, 50/60Hz</p> <p>Warranty 7 year electrical and mechanical warranty</p>	<p>Shipment Includes:</p> <ul style="list-style-type: none"> • Link® Cart - Ships fully assembled • Power cord • Programmable combination padlock <p>Safety</p> 
---	--

DIMENSIONS

	MDMLAP24NR	MDMLAP32NR
DEVICE CAPACITY	24 2 shelves	32 2 shelves
CART DIMENSIONS	34.5 x 25 x 43 in.	48 x 24 x 43 in.
SLOT DIMENSIONS	1.4 x 15.5 x 11.9 in.	1.7 x 15.5 x 11.9 in.
WEIGHT	172 lbs.	251 lbs.
ADAPTER ACCESS	Rear Door	

DIMENSIONS ARE EXPRESSED WIDTH X DEPTH X HEIGHT

DESIGNED AND BUILT
IN THE USA